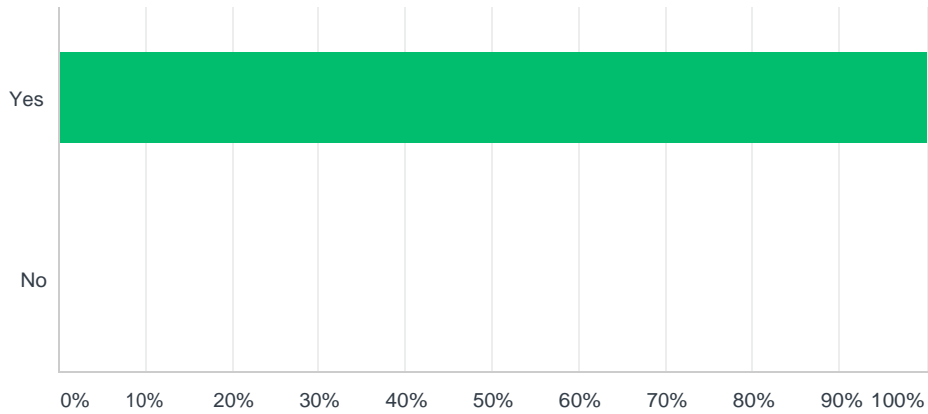


Q1 I have read the information above, and I am at least 18 years of age.

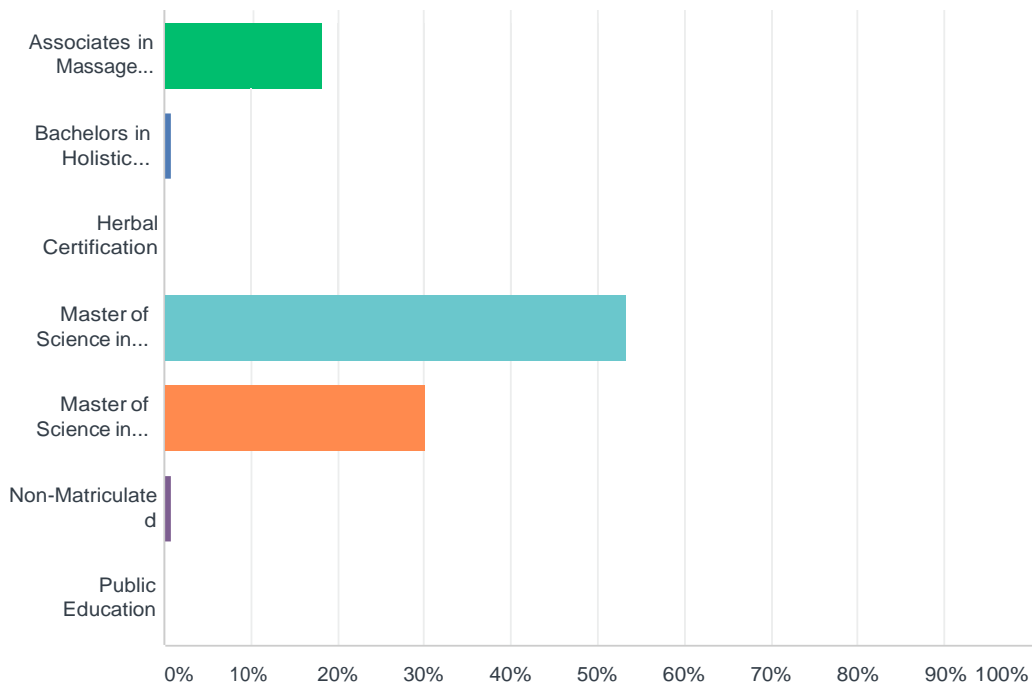
Answered: 121 Skipped: 0



ANSWER CHOICES	RESPONSES	
Yes	100.00%	121
No	0.00%	0
TOTAL		121

Q2 What is/are your current program(s) of study? (select all that apply)

Answered: 116 Skipped: 5



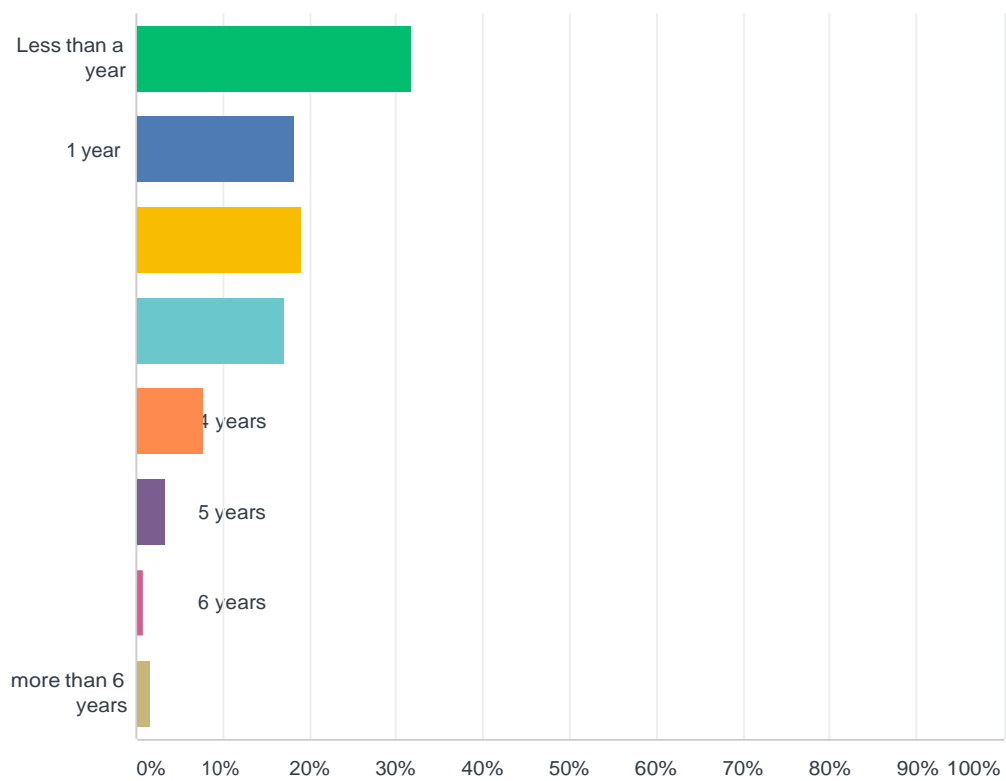
ANSWER CHOICES	RESPONSES	
Associates in Massage Therapies (AOS)	18.10%	21

NY Campus Climate Survey

Bachelors in Holistic Nursing (BSN)	0.86%	1
Herbal Certification	0.00%	0
Master of Science in Traditional Oriental Medicine (MSTOM)	53.45%	62
Master of Science in Acupuncture (MSAc)	30.17%	35
Non-Matriculated	0.86%	1
Public Education	0.00%	0
Total Respondents: 116		

Q3 How long have you been a student attending Pacific College?

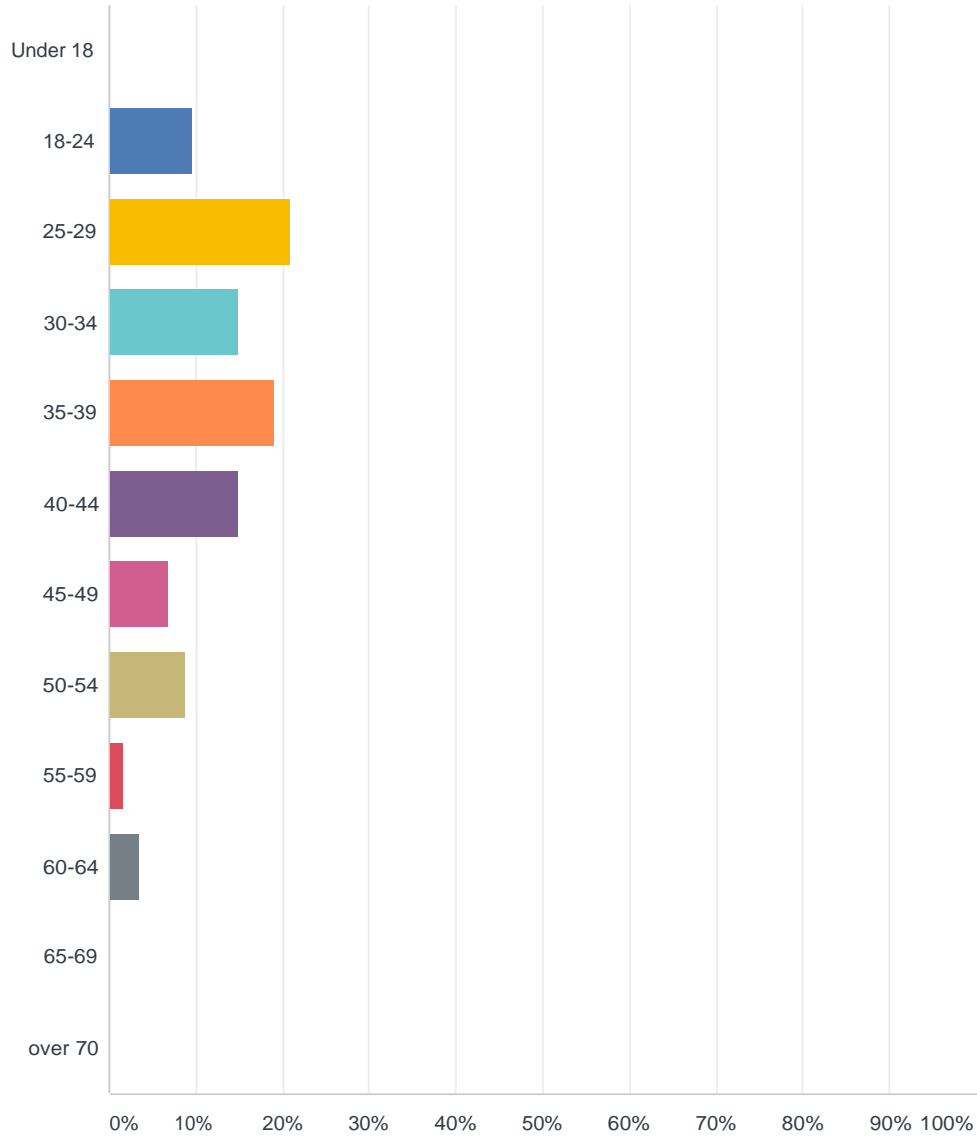
Answered: 116 Skipped: 5



ANSWER CHOICES	RESPONSES	
Less than a year	31.90%	37
1 year	18.10%	21
2 years	18.97%	22
3 years	17.24%	20
4 years	7.76%	9
5 years	3.45%	4
6 years	0.86%	1
more than 6 years	1.72%	2

Q4 What is your age?

Answered: 115 Skipped: 6



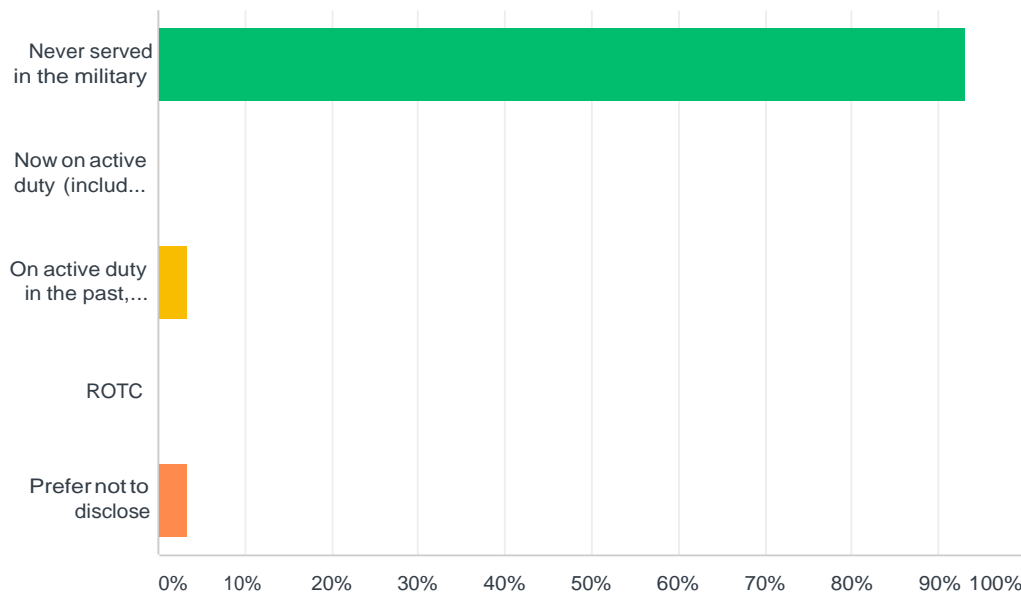
ANSWER CHOICES	RESPONSES	
Under 18	0.00%	0
18-24	9.57%	11
25-29	20.87%	24
30-34	14.78%	17
35-39	19.13%	22
40-44	14.78%	17
45-49	6.96%	8

NY Campus Climate Survey

50-54	8.70%	10
55-59	1.74%	2
60-64	3.48%	4
65-69	0.00%	0
over 70	0.00%	0
TOTAL		115

Q5 Have you ever served on active duty in the U.S. Armed Forces?

Answered: 116 Skipped: 5

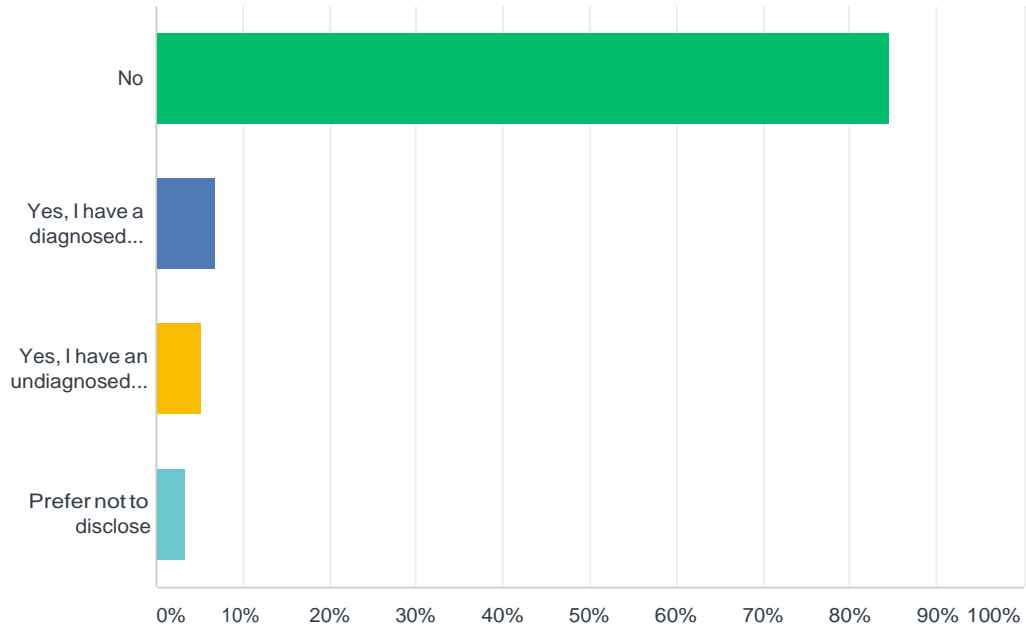


ANSWER CHOICES	RESPONSES	
Never served in the military	93.10%	108
Now on active duty (including Reserves or National Guard)	0.00%	0
On active duty in the past, but not now	3.45%	4
ROTC	0.00%	0
Prefer not to disclose	3.45%	4
TOTAL		116

Q6 Do you have a physical, psychological, and/or learning disability?

Answered: 116 Skipped: 5

NY Campus Climate Survey

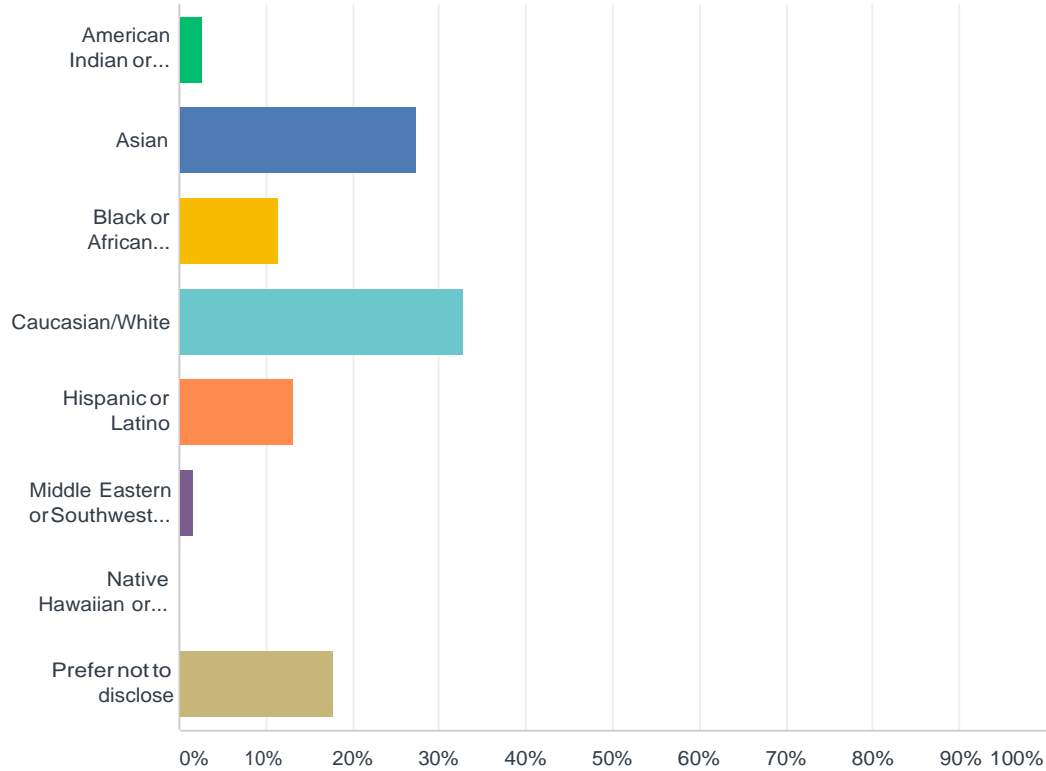


ANSWER CHOICES	RESPONSES	
No	84.48%	98
Yes, I have a diagnosed disability	6.90%	8
Yes, I have an undiagnosed disability	5.17%	6
Prefer not to disclose	3.45%	4
TOTAL		116

Q7 Which group(s) below most accurately describes your racial/ethnic identification. (select all that apply)

Answered: 113 Skipped: 8

NY Campus Climate Survey



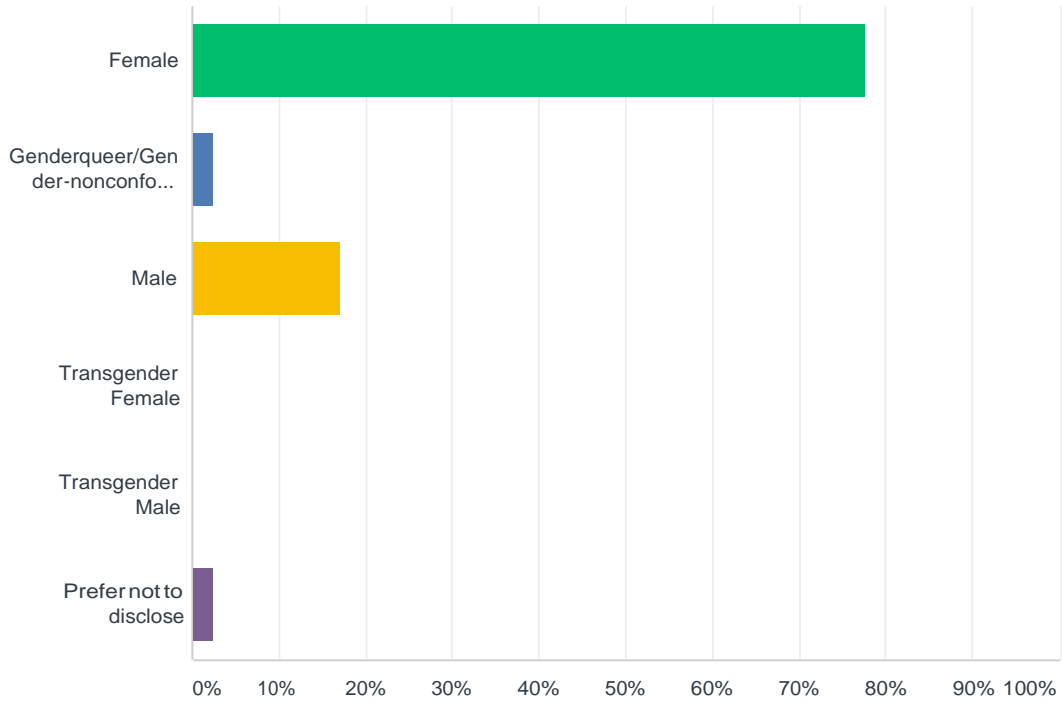
ANSWER CHOICES	RESPONSES	
American Indian or Alaska Native	2.65%	3
Asian	27.43%	31
Black or African American	11.50%	13
Caucasian/White	32.74%	37
Hispanic or Latino	13.27%	15
Middle Eastern or Southwest Asian	1.77%	2
Native Hawaiian or Other Pacific Islander	0.00%	0
Prefer not to disclose	17.70%	20
Total Respondents: 113		

#	OTHER (PLEASE SPECIFY):	DATE
1	European	2/7/2018 10:57 AM
2	African American/Native American	1/31/2018 3:39 PM
3	Saiyan	1/26/2018 6:42 PM
4	Mixed	1/26/2018 4:25 PM

Q8 What is your current gender identity?

Answered: 116 Skipped: 5

NY Campus Climate Survey



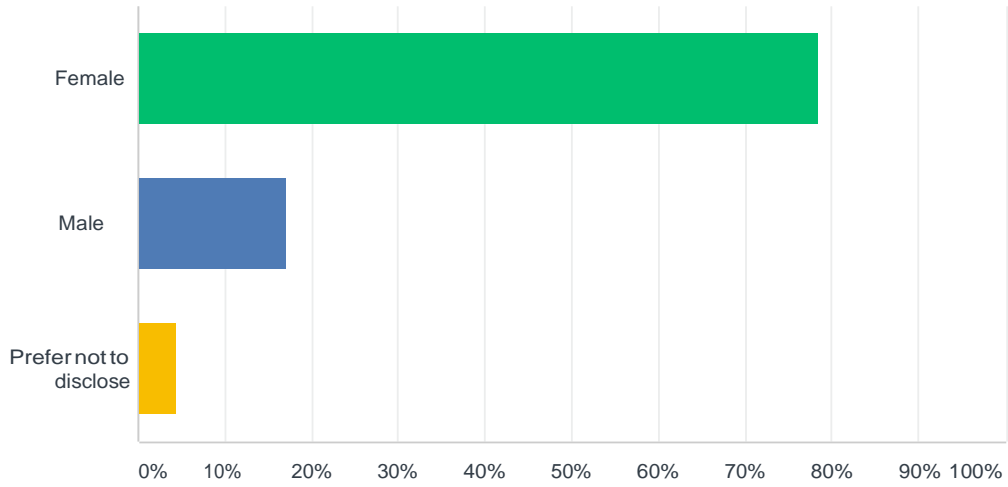
ANSWER CHOICES	RESPONSES	
Female	77.59%	90
Genderqueer/Gender-nonconforming	2.59%	3
Male	17.24%	20
Transgender Female	0.00%	0
Transgender Male	0.00%	0
Prefer not to disclose	2.59%	3
TOTAL		116

#	OTHER (PLEASE SPECIFY):	DATE
	There are no responses.	

Q9 What sex were you assigned at birth, meaning on your original birth certificate?

Answered: 116 Skipped: 5

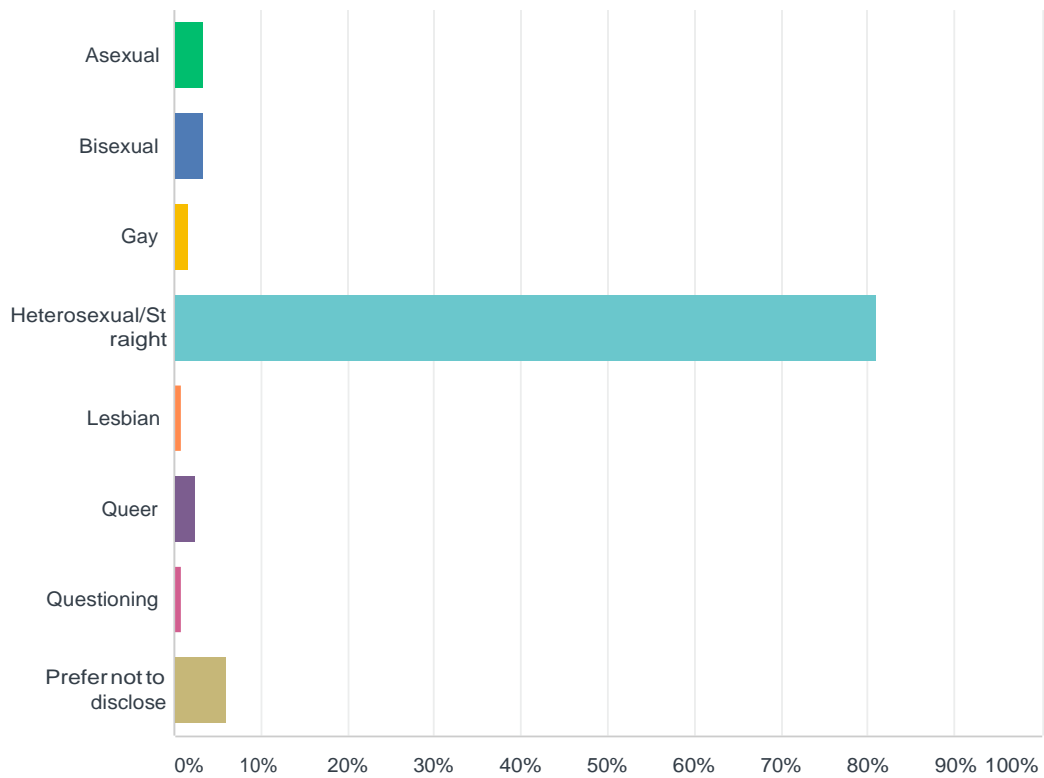
NY Campus Climate Survey



ANSWER CHOICES	RESPONSES	
Female	78.45%	91
Male	17.24%	20
Prefer not to disclose	4.31%	5
TOTAL		116

Q10 Which term best describes your sexual orientation?

Answered: 116 Skipped: 5



ANSWER CHOICES	RESPONSES
----------------	-----------

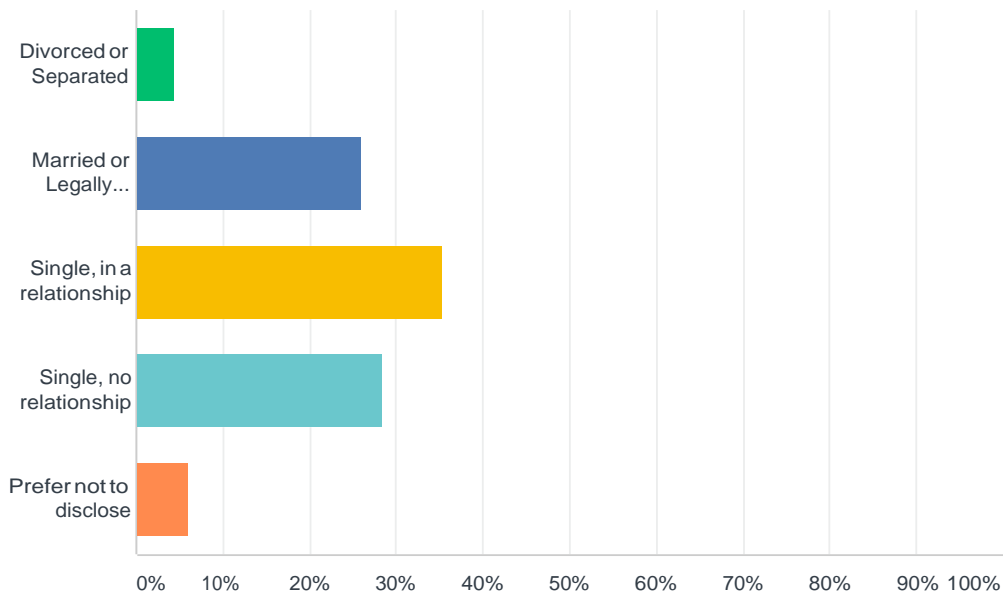
NY Campus Climate Survey

Asexual	3.45%	4
Bisexual	3.45%	4
Gay	1.72%	2
Heterosexual/Straight	81.03%	94
Lesbian	0.86%	1
Queer	2.59%	3
Questioning	0.86%	1
Prefer not to disclose	6.03%	7
TOTAL		116

#	OTHER (PLEASE SPECIFY)	DATE
	There are no responses.	

Q11 What is your current relationship status?

Answered: 116 Skipped: 5



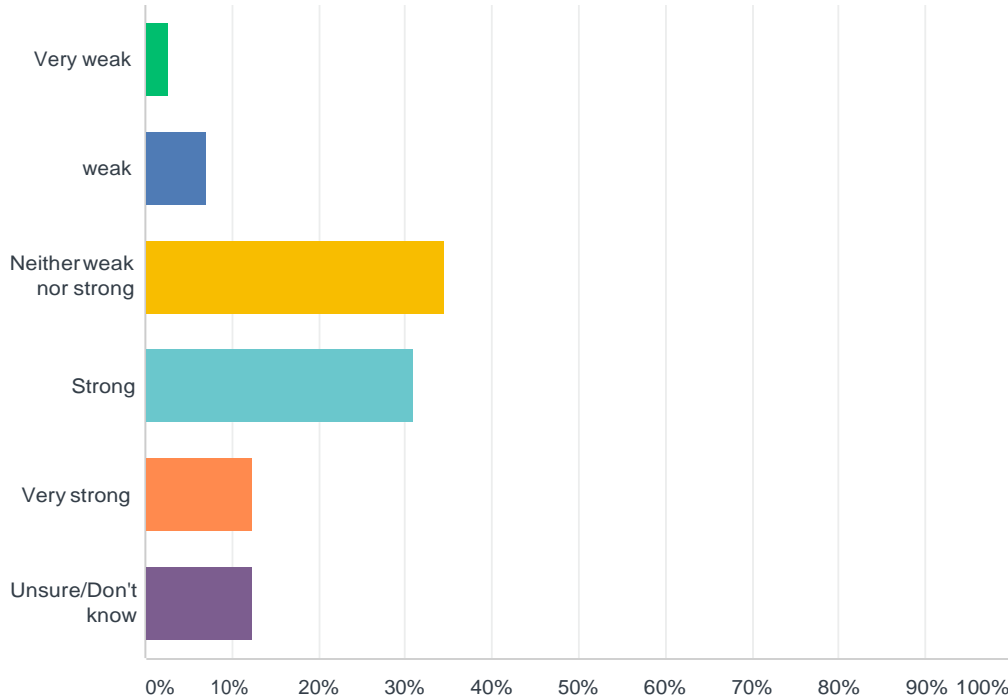
ANSWER CHOICES	RESPONSES
Divorced or Separated	4.31% 5
Married or Legally partnered (Civil Union/Registered Domestic Partnership)	25.86% 30
Single, in a relationship	35.34% 41
Single, no relationship	28.45% 33
Prefer not to disclose	6.03% 7
TOTAL	116

#	OTHER (PLEASE SPECIFY)	DATE
---	------------------------	------

There are no responses.

Q12 Please rate the sense of community at Pacific College.

Answered: 113 Skipped: 8

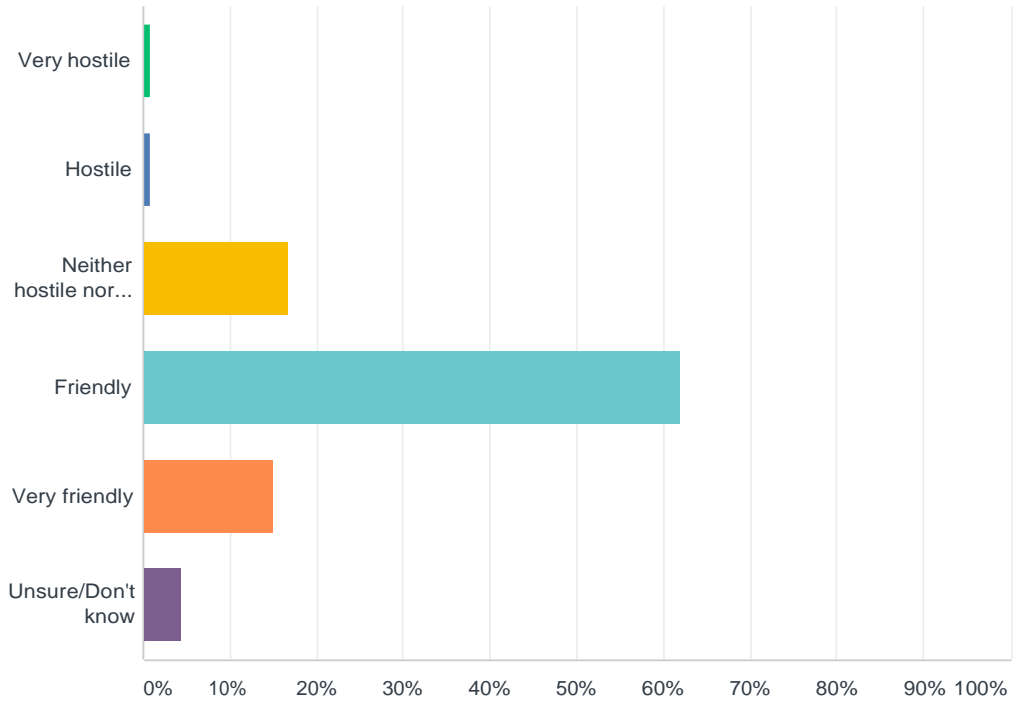


ANSWER CHOICES	RESPONSES	
Very weak	2.65%	3
weak	7.08%	8
Neither weak nor strong	34.51%	39
Strong	30.97%	35
Very strong	12.39%	14
Unsure/Don't know	12.39%	14
TOTAL		113

Q13 Please rate the general climate at Pacific College. For this purpose, we are defining climate as the quality of interactions and feelings of trust and respect within the school community.

Answered: 113 Skipped: 8

NY Campus Climate Survey

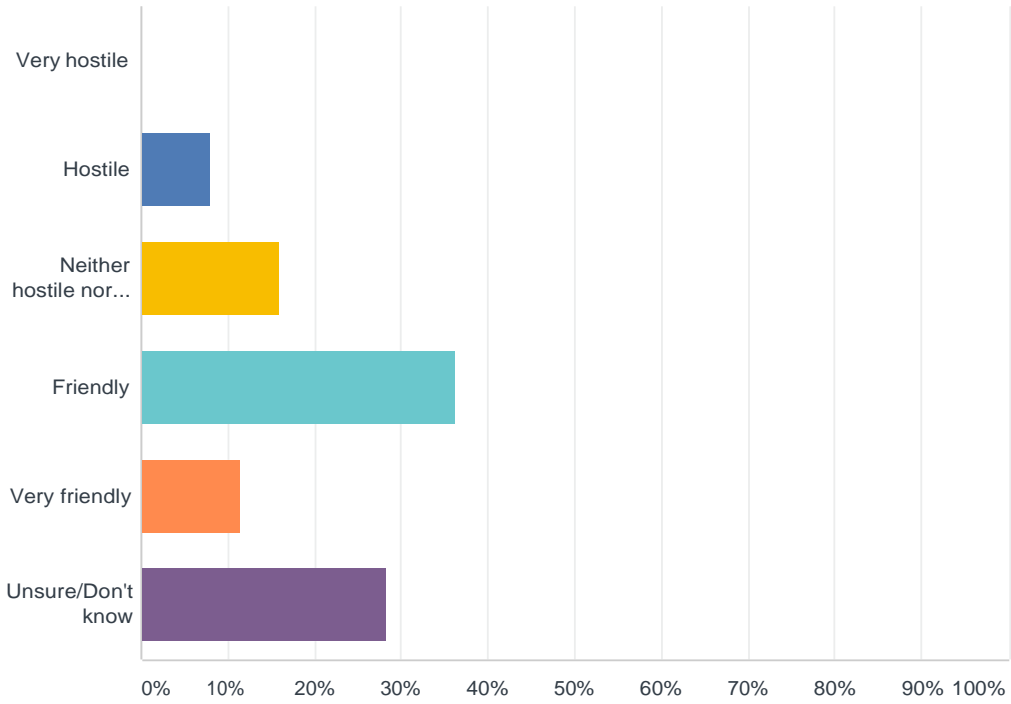


ANSWER CHOICES	RESPONSES	
Very hostile	0.88%	1
Hostile	0.88%	1
Neither hostile nor friendly	16.81%	19
Friendly	61.95%	70
Very friendly	15.04%	17
Unsure/Don't know	4.42%	5
TOTAL		113

Q14 Please rate the general climate for persons with disabilities at Pacific College.

Answered: 113 Skipped: 8

NY Campus Climate Survey

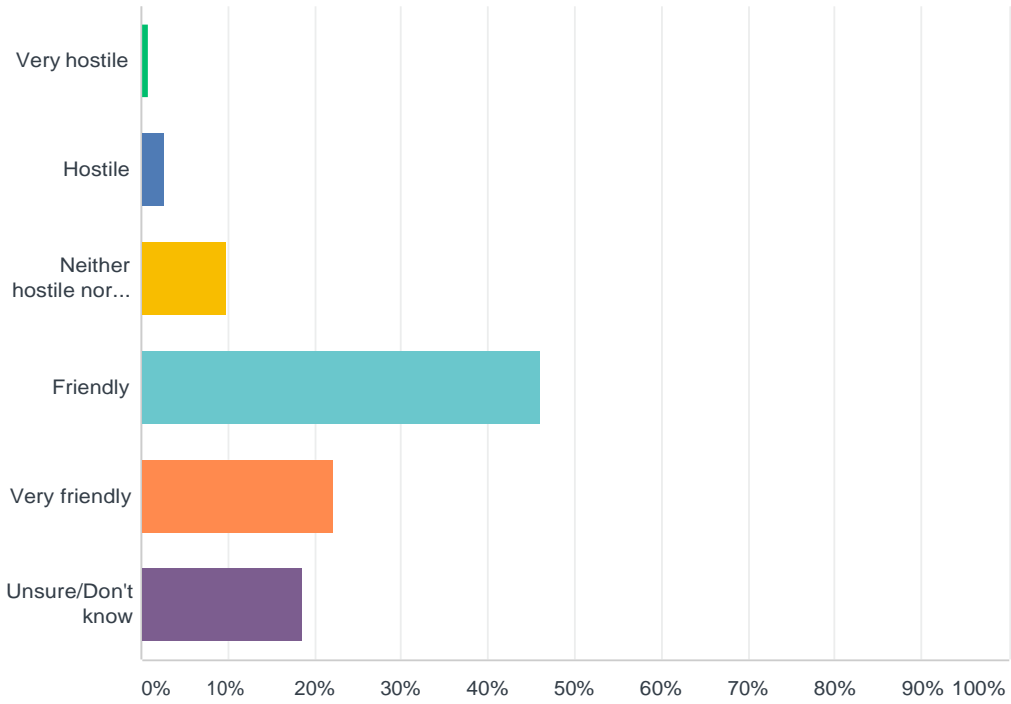


ANSWER CHOICES	RESPONSES	
Very hostile	0.00%	0
Hostile	7.96%	9
Neither hostile nor friendly	15.93%	18
Friendly	36.28%	41
Very friendly	11.50%	13
Unsure/Don't know	28.32%	32
TOTAL		113

Q15 Please rate the general climate for persons who identify as asexual, bisexual, gay, lesbian, queer, and/or questioning at Pacific College.

Answered: 113 Skipped: 8

NY Campus Climate Survey

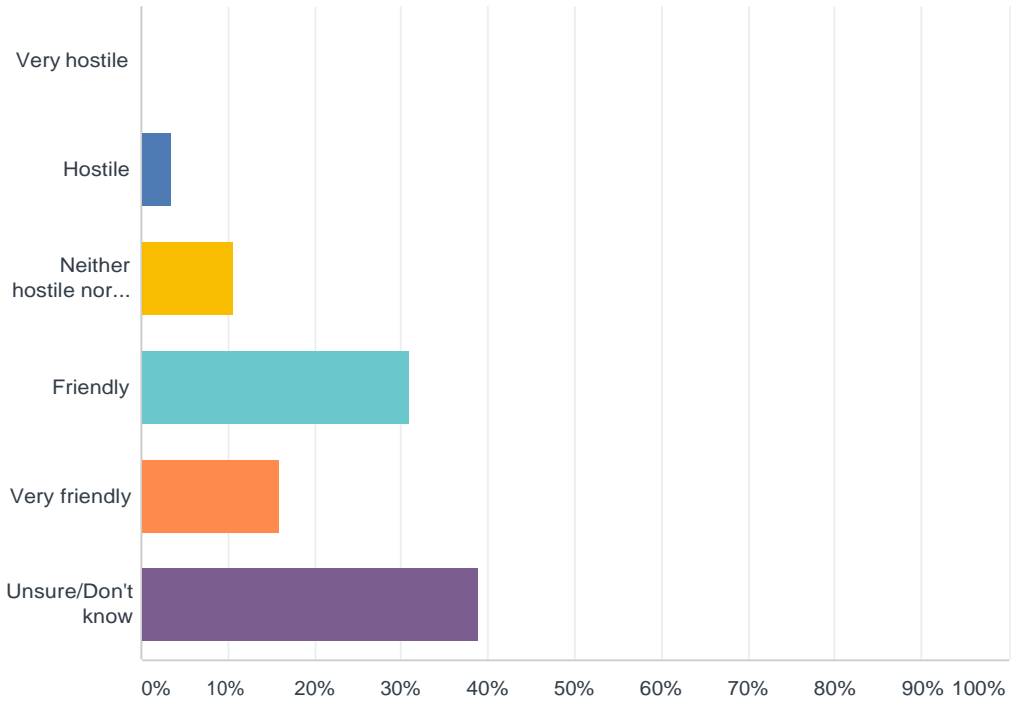


ANSWER CHOICES	RESPONSES	
Very hostile	0.88%	1
Hostile	2.65%	3
Neither hostile nor friendly	9.73%	11
Friendly	46.02%	52
Very friendly	22.12%	25
Unsure/Don't know	18.58%	21
TOTAL		113

Q16 Please rate the general climate for persons who identify as transgender at Pacific College.

Answered: 113 Skipped: 8

NY Campus Climate Survey

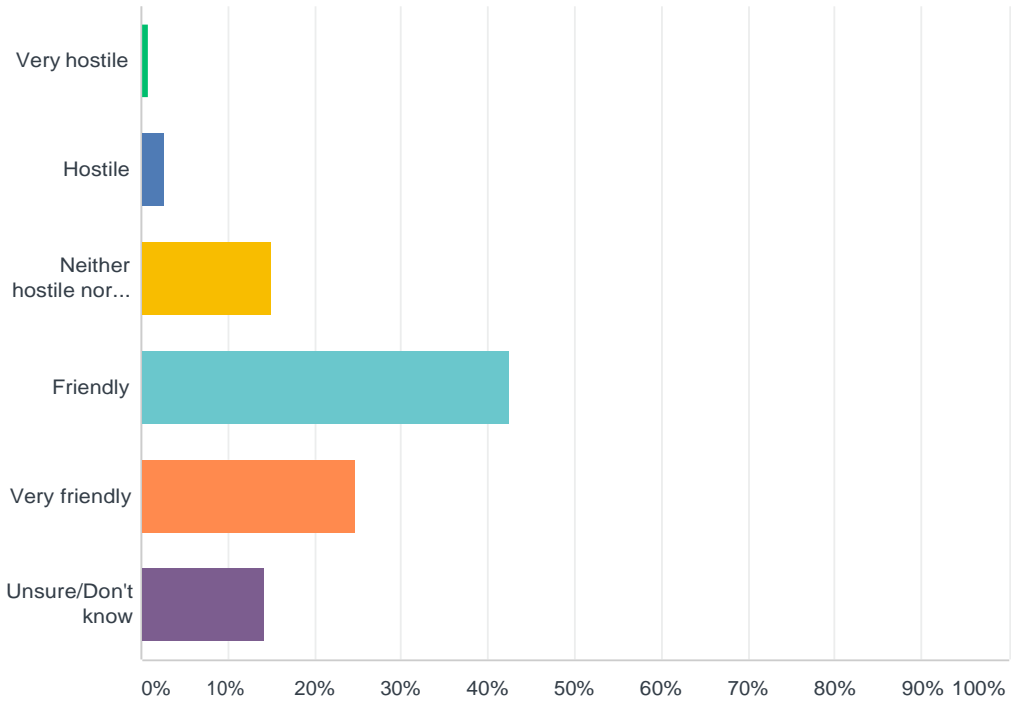


ANSWER CHOICES	RESPONSES	
Very hostile	0.00%	0
Hostile	3.54%	4
Neither hostile nor friendly	10.62%	12
Friendly	30.97%	35
Very friendly	15.93%	18
Unsure/Don't know	38.94%	44
TOTAL		113

Q17 Please rate the general climate for persons of color at Pacific College.

Answered: 113 Skipped: 8

NY Campus Climate Survey

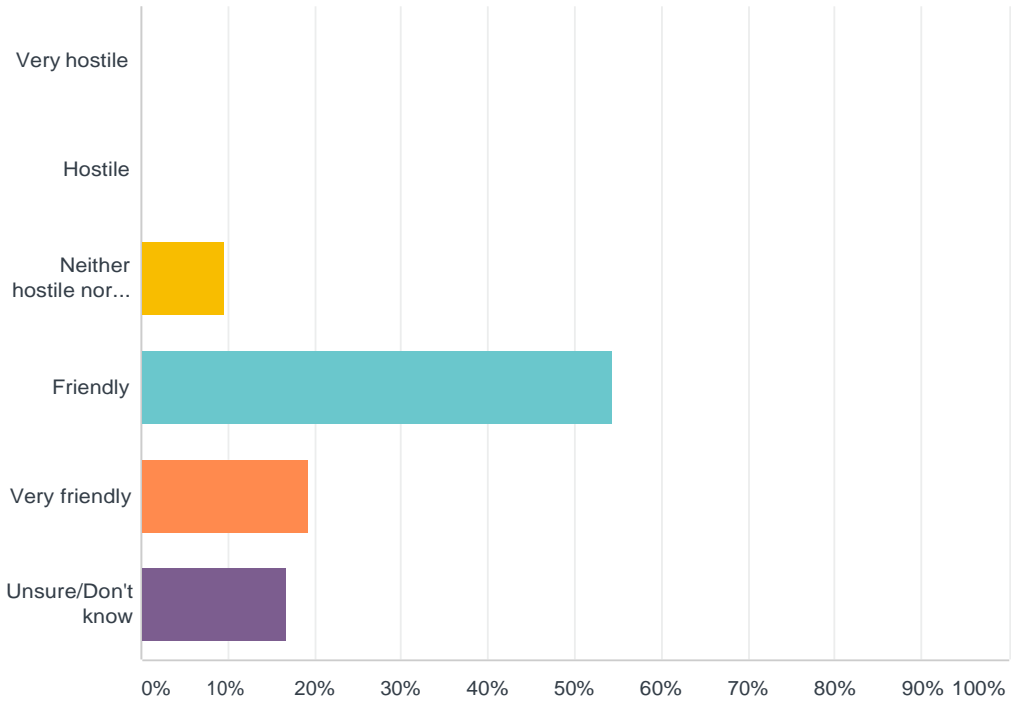


ANSWER CHOICES	RESPONSES	
Very hostile	0.88%	1
Hostile	2.65%	3
Neither hostile nor friendly	15.04%	17
Friendly	42.48%	48
Very friendly	24.78%	28
Unsure/Don't know	14.16%	16
TOTAL		113

Q18 Please rate the general climate for men at Pacific College.

Answered: 114 Skipped: 7

NY Campus Climate Survey

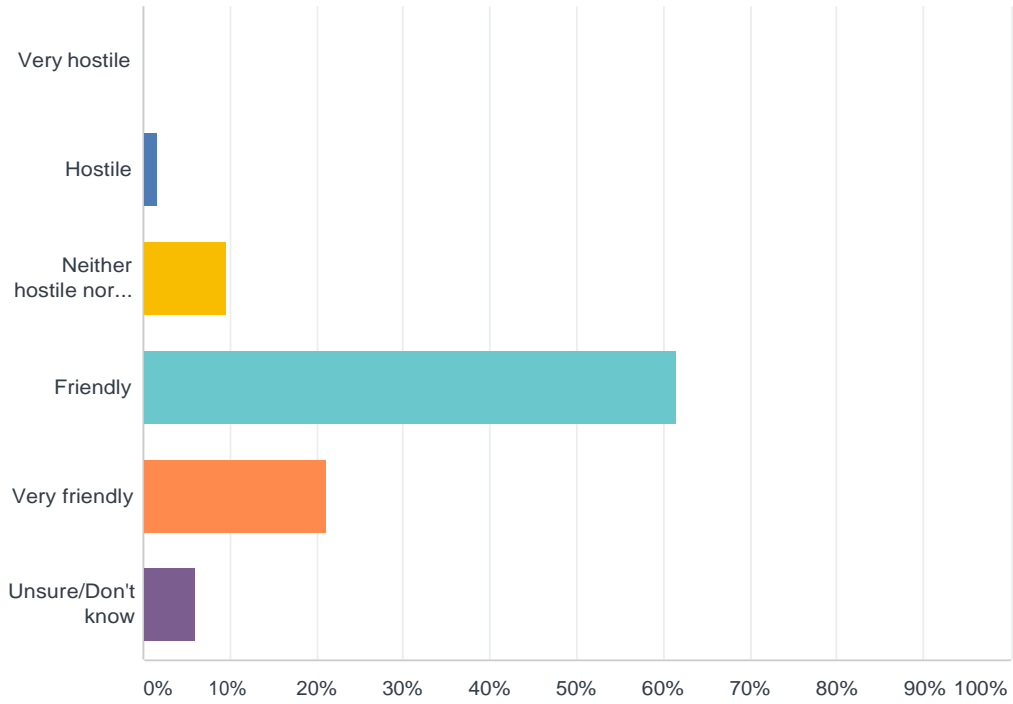


ANSWER CHOICES	RESPONSES	
Very hostile	0.00%	0
Hostile	0.00%	0
Neither hostile nor friendly	9.65%	11
Friendly	54.39%	62
Very friendly	19.30%	22
Unsure/Don't know	16.67%	19
TOTAL		114

Q19 Please rate the general climate for women at Pacific College.

Answered: 114 Skipped: 7

NY Campus Climate Survey

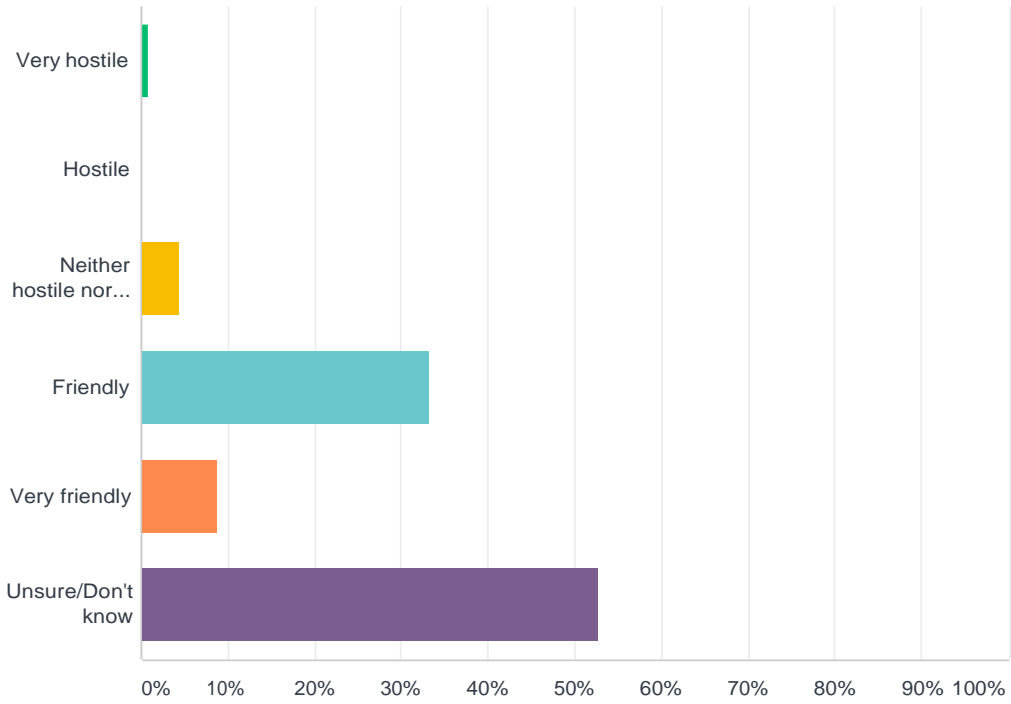


ANSWER CHOICES	RESPONSES	
Very hostile	0.00%	0
Hostile	1.75%	2
Neither hostile nor friendly	9.65%	11
Friendly	61.40%	70
Very friendly	21.05%	24
Unsure/Don't know	6.14%	7
TOTAL		114

Q20 Please rate the general climate for persons who are currently or have previously served in the US Armed Forces at Pacific College.

Answered: 114 Skipped: 7

NY Campus Climate Survey

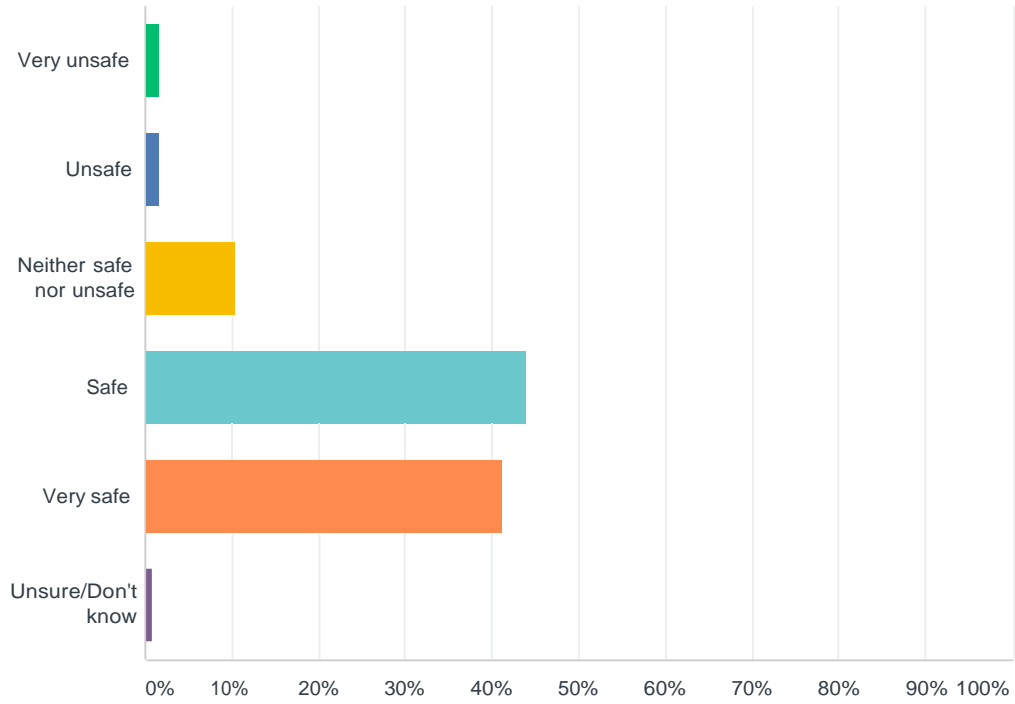


ANSWER CHOICES	RESPONSES	
Very hostile	0.88%	1
Hostile	0.00%	0
Neither hostile nor friendly	4.39%	5
Friendly	33.33%	38
Very friendly	8.77%	10
Unsure/Don't know	52.63%	60
TOTAL		114

Q21 How physically safe do you feel on-campus at Pacific College?

Answered: 114 Skipped: 7

NY Campus Climate Survey

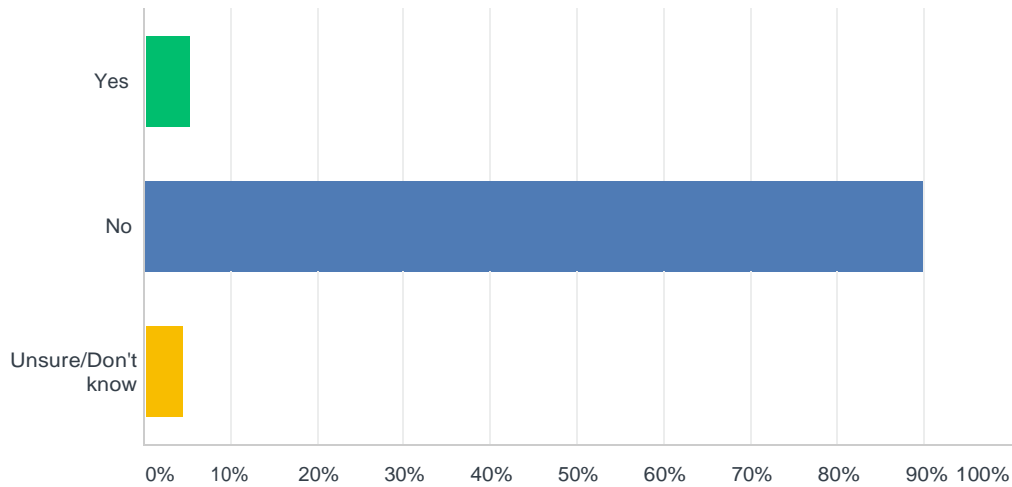


ANSWER CHOICES	RESPONSES	
Very unsafe	1.75%	2
Unsafe	1.75%	2
Neither safe nor unsafe	10.53%	12
Safe	43.86%	50
Very safe	41.23%	47
Unsure/Don't know	0.88%	1
TOTAL		114

Q22 Are there any places on campus that you avoid going to because of physical safety concerns?

Answered: 114 Skipped: 7

NY Campus Climate Survey



ANSWER CHOICES	RESPONSES	
Yes	5.26%	6
No	90.35%	103
Unsure/Don't know	4.39%	5
TOTAL		114

Q23 Please list the places on campus you avoid because of physical safety concerns.

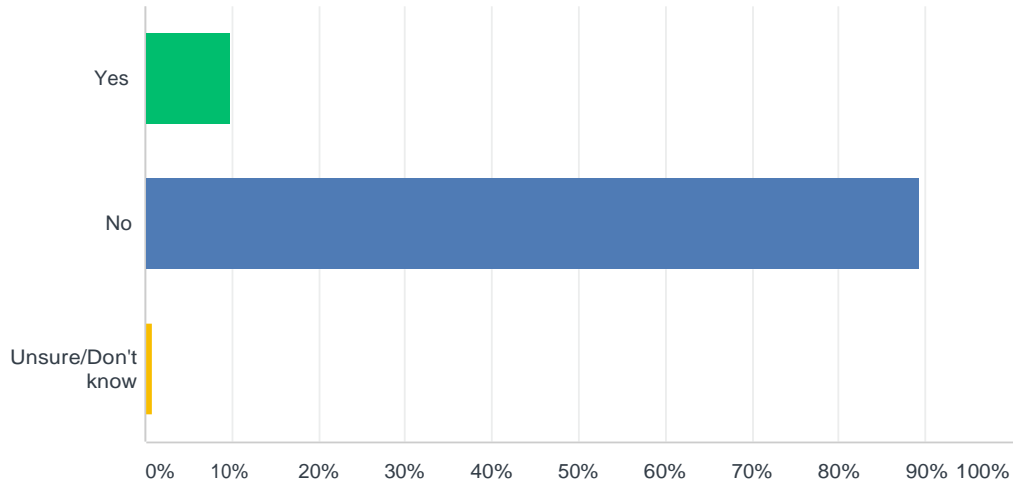
Answered: 4 Skipped: 117

#	RESPONSES	DATE
1	palpation lab, needle tech classes/lab, pts location classes/lab, or even in hallways	2/9/2018 7:02 PM
2	Meditation room	1/30/2018 12:54 PM
3	The ladies changing room on 19.	1/27/2018 10:19 PM
4	Administration	1/27/2018 10:22 AM

Q24 Have you ever feared for your physical safety because of your racial and/or ethnic identity?

Answered: 113 Skipped: 8

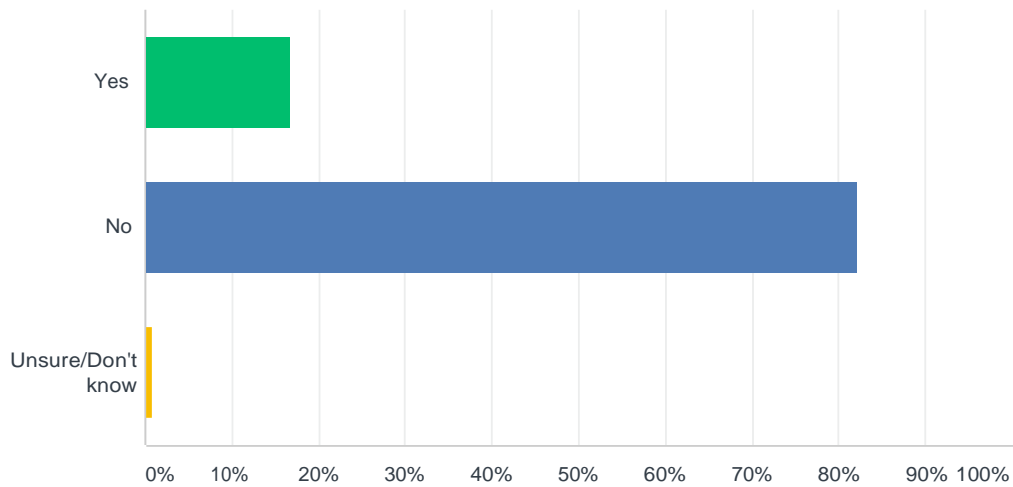
NY Campus Climate Survey



ANSWER CHOICES	RESPONSES	
Yes	9.73%	11
No	89.38%	101
Unsure/Don't know	0.88%	1
TOTAL		113

Q25 Have you ever feared for your physical safety because of your gender identity?

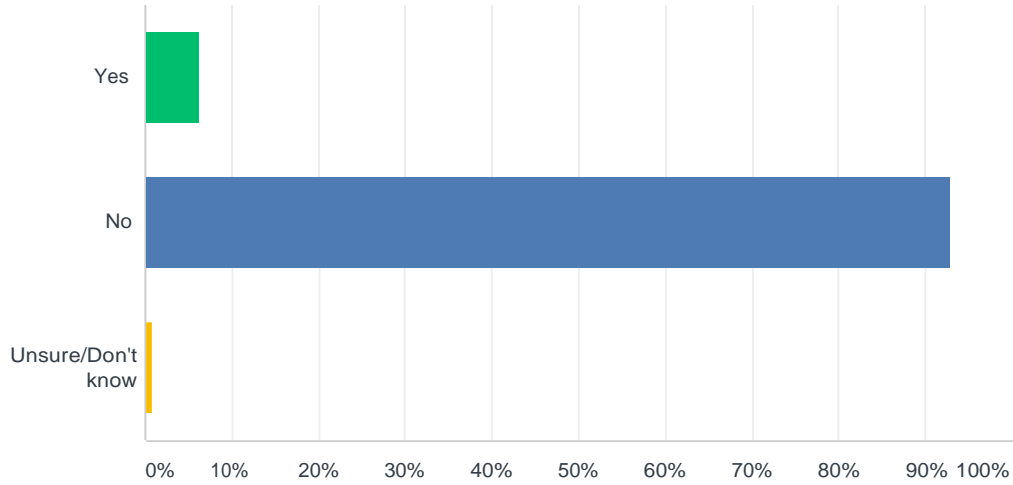
Answered: 113 Skipped: 8



ANSWER CHOICES	RESPONSES	
Yes	16.81%	19
No	82.30%	93
Unsure/Don't know	0.88%	1
TOTAL		113

Q26 Have you ever feared for your physical safety because of your sexual orientation identity?

Answered: 113 Skipped: 8

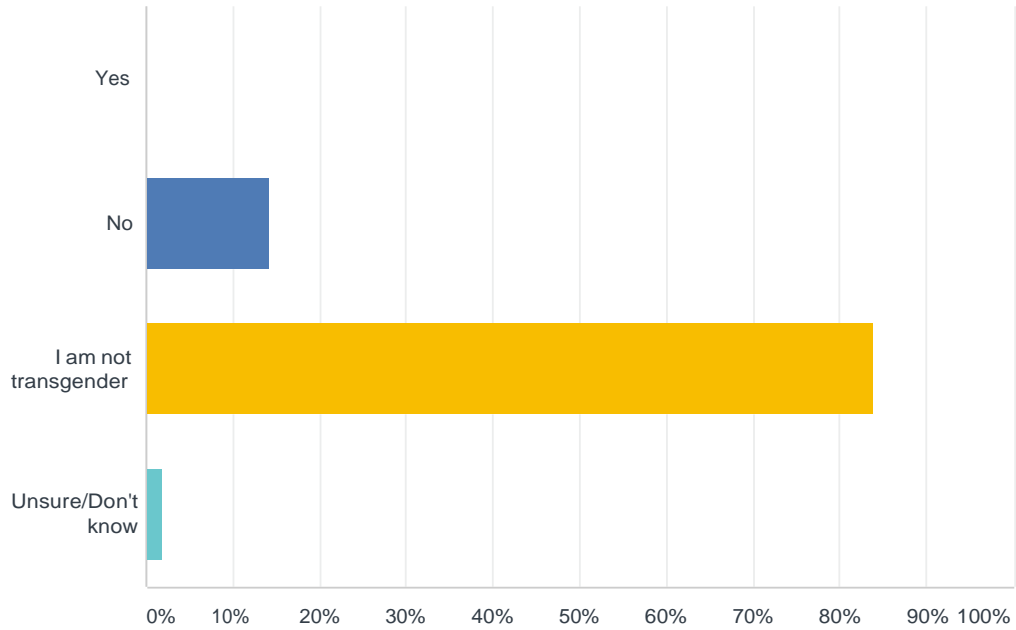


ANSWER CHOICES	RESPONSES
Yes	6.19% 7
No	92.92% 105
Unsure/Don't know	0.88% 1
TOTAL	113

Q27 Have you ever feared for your physical safety because of your transgender identity?

Answered: 112 Skipped: 9

NY Campus Climate Survey

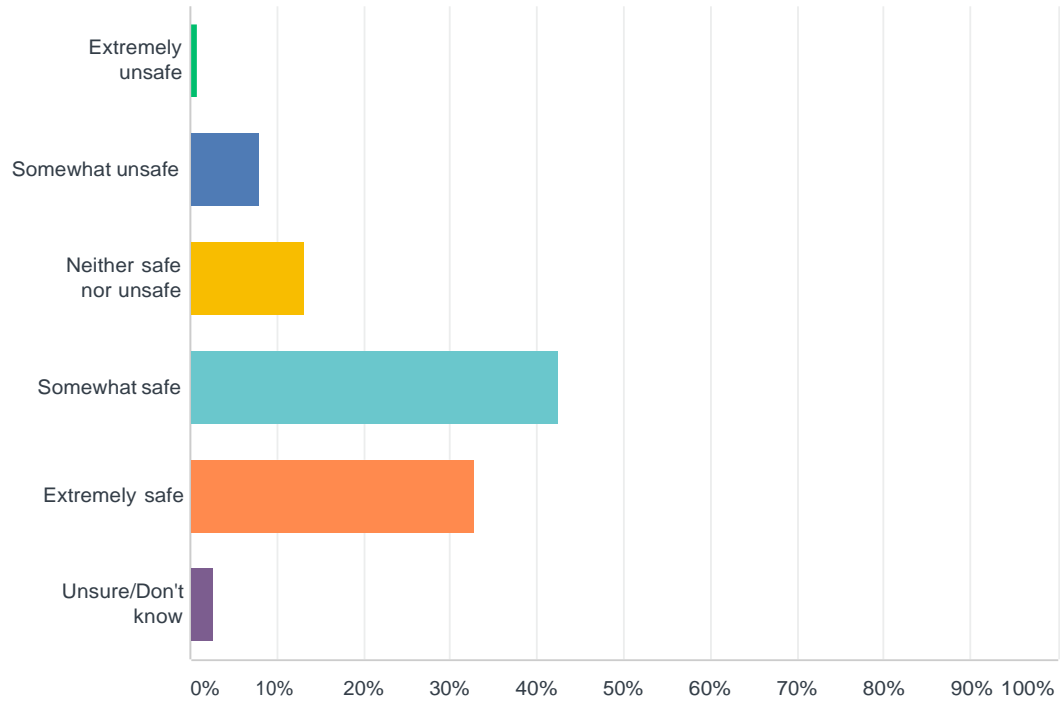


ANSWER CHOICES	RESPONSES	
Yes	0.00%	0
No	14.29%	16
I am not transgender	83.93%	94
Unsure/Don't know	1.79%	2
TOTAL		112

Q28 How emotionally safe do you feel on-campus at Pacific College?

Answered: 113 Skipped: 8

NY Campus Climate Survey

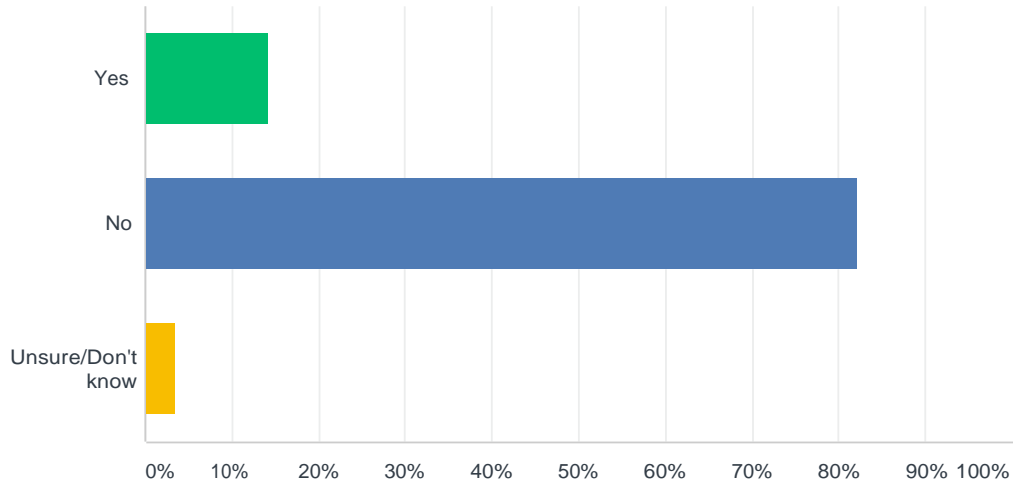


ANSWER CHOICES	RESPONSES	
Extremely unsafe	0.88%	1
Somewhat unsafe	7.96%	9
Neither safe nor unsafe	13.27%	15
Somewhat safe	42.48%	48
Extremely safe	32.74%	37
Unsure/Don't know	2.65%	3
TOTAL		113

Q29 Are there any places on-campus that you avoid going to because of emotional safety concerns?

Answered: 113 Skipped: 8

NY Campus Climate Survey



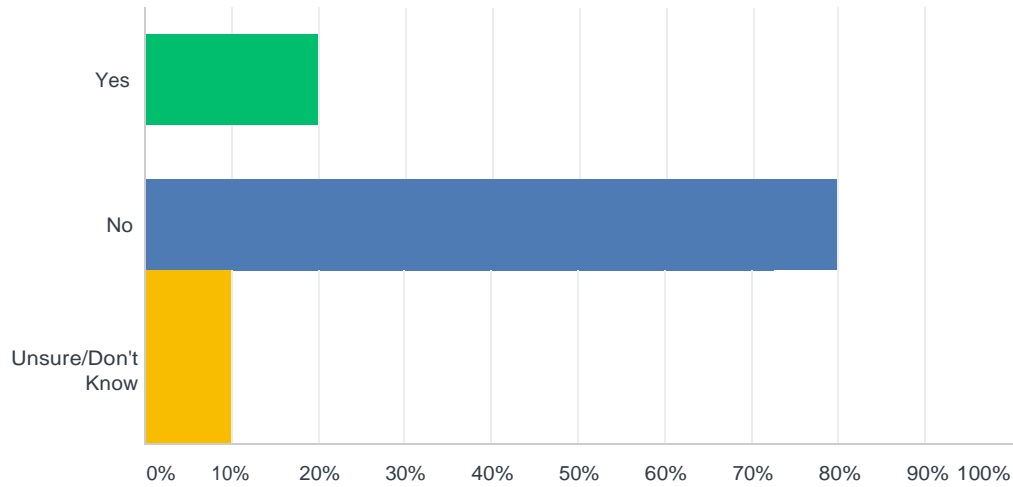
ANSWER CHOICES	RESPONSES	
Yes	14.16%	16
No	82.30%	93
Unsure/Don't know	3.54%	4
TOTAL		113

Q30 Please list the places on campus you avoid because of emotional safety concerns.

Q31 During the last year, have you witnessed someone telling inappropriate or offensive racist remarks (such as jokes or stories) at Pacific College?

NY Campus Climate Survey

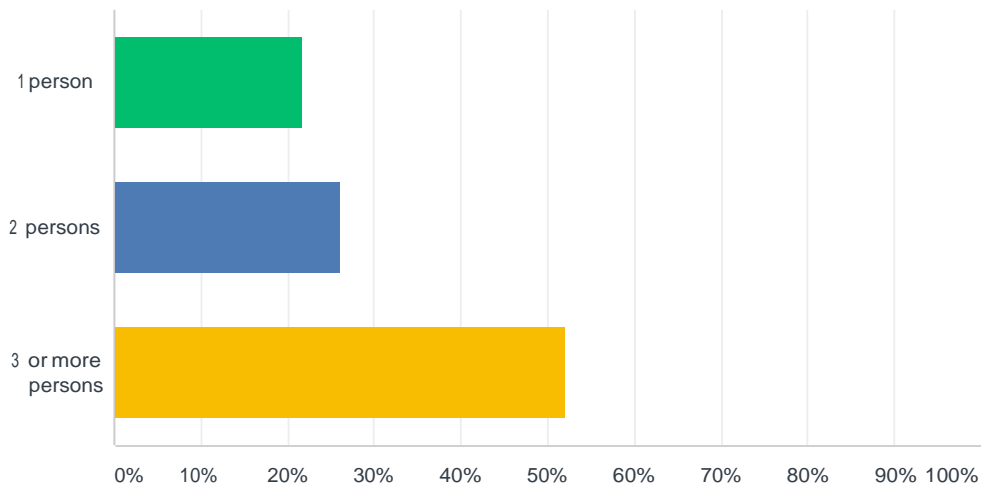
Answered: 112 Skipped: 9



ANSWER CHOICES	RESPONSES	
Yes	20.54%	23
No	72.32%	81
Unsure/Don't Know	7.14%	8
TOTAL		112

Q32 How many different people behaved this way?

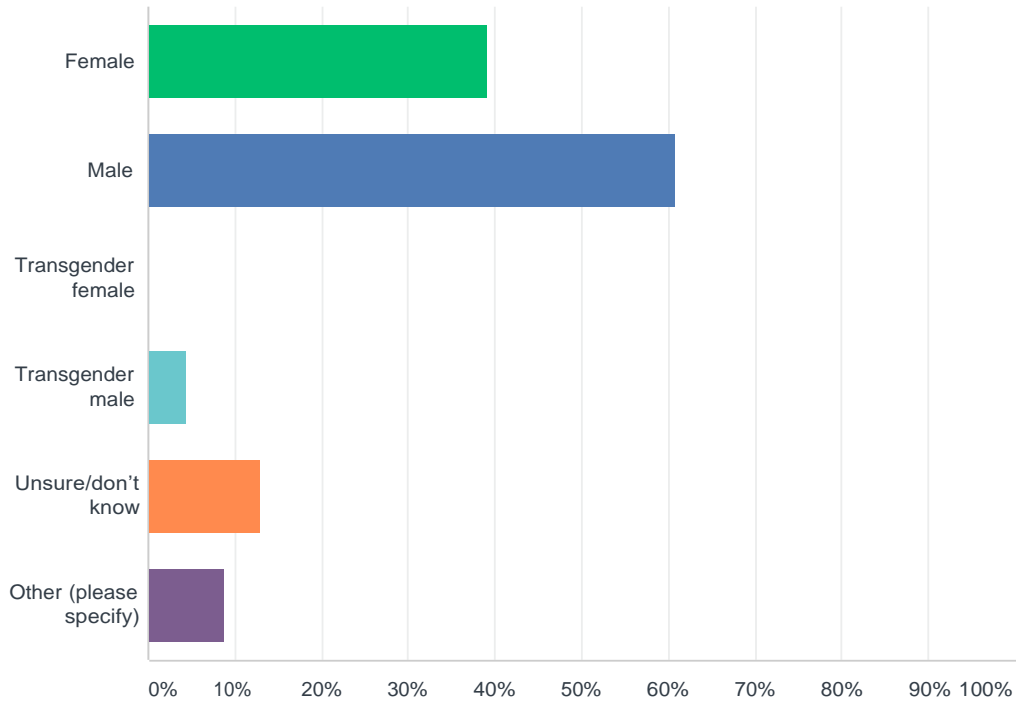
Answered: 23 Skipped: 98



ANSWER CHOICES	RESPONSES	
1 person	21.74%	5
2 persons	26.09%	6
3 or more persons	52.17%	12
TOTAL		23

Q33 What was the gender of the person(s) who made inappropriate or offensive racist remarks? (select all that apply)

Answered: 23 Skipped: 98

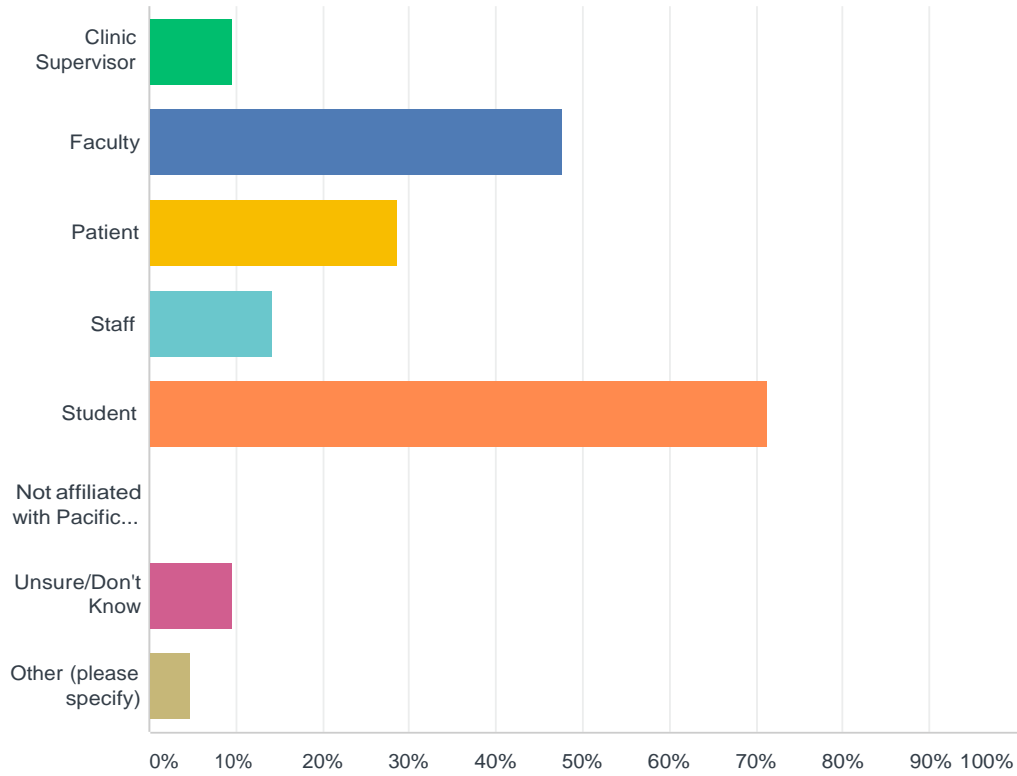


ANSWER CHOICES	RESPONSES
Female	39.13% 9
Male	60.87% 14
Transgender female	0.00% 0
Transgender male	4.35% 1
Unsure/don't know	13.04% 3
Other (please specify)	8.70% 2
Total Respondents: 23	

Q34 How was/were the person(s) affiliated with Pacific College? (select all that apply)

Answered: 21 Skipped: 100

NY Campus Climate Survey

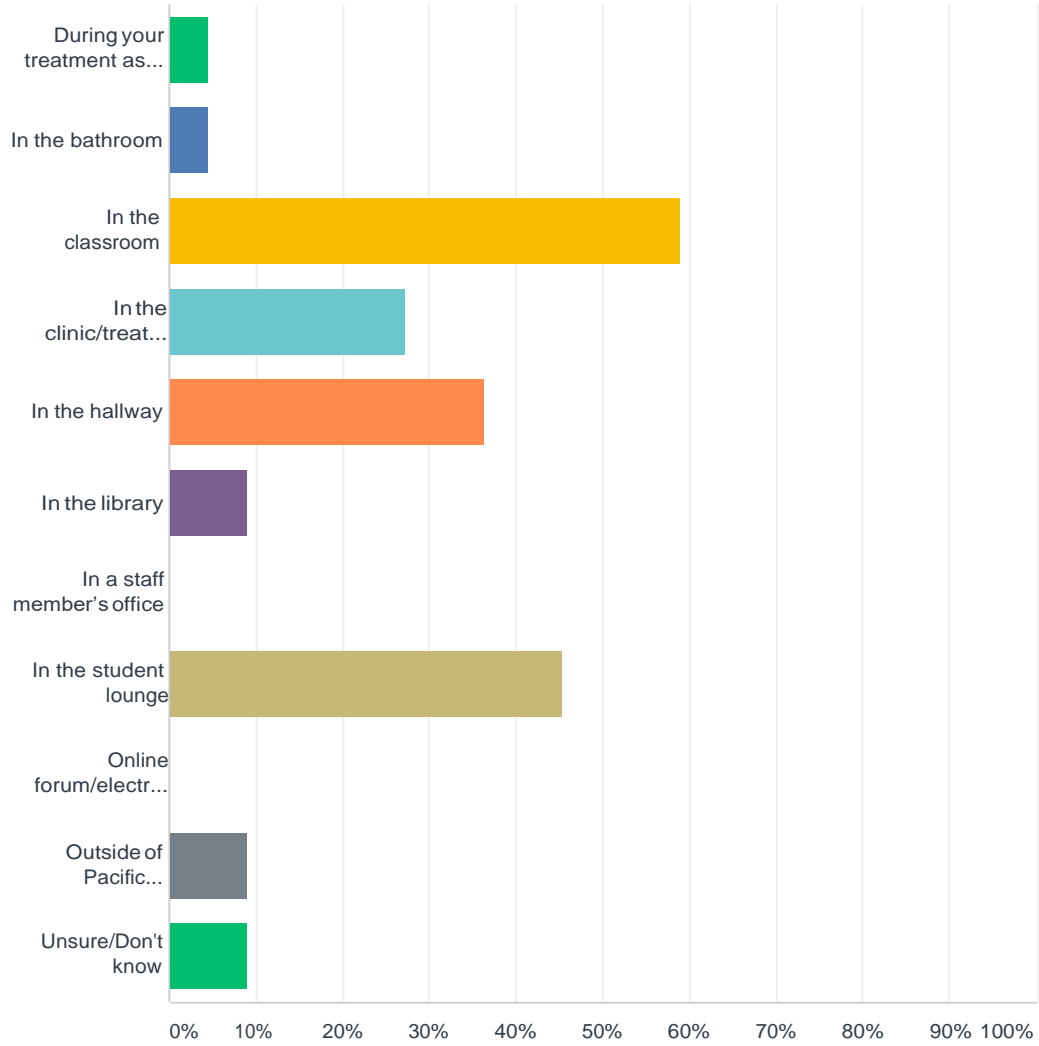


ANSWER CHOICES	RESPONSES	
Clinic Supervisor	9.52%	2
Faculty	47.62%	10
Patient	28.57%	6
Staff	14.29%	3
Student	71.43%	15
Not affiliated with Pacific College	0.00%	0
Unsure/Don't Know	9.52%	2
Other (please specify)	4.76%	1
Total Respondents: 21		

Q35 Where did the incident(s) occur? (select all that apply)

Answered: 22 Skipped: 99

NY Campus Climate Survey



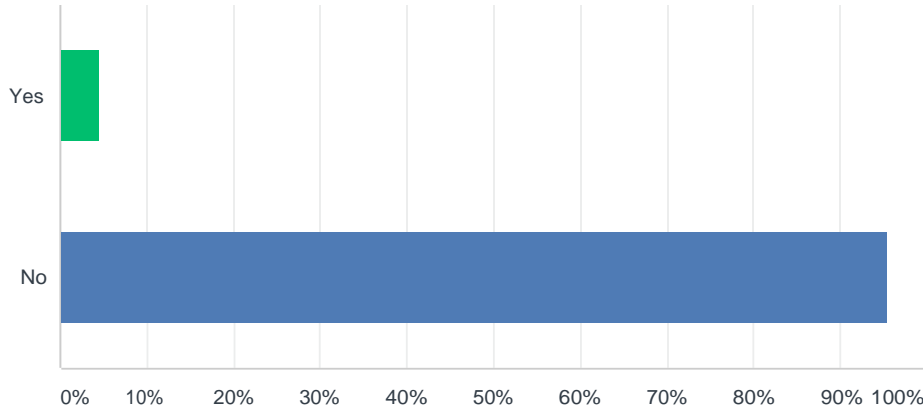
ANSWER CHOICES	RESPONSES	
During your treatment as a patient	4.55%	1
In the bathroom	4.55%	1
In the classroom	59.09%	13
In the clinic/treatment room	27.27%	6
In the hallway	36.36%	8
In the library	9.09%	2
In a staff member's office	0.00%	0
In the student lounge	45.45%	10
Online forum/electronic communication	0.00%	0
Outside of Pacific College/not on campus	9.09%	2
Unsure/Don't know	9.09%	2
Total Respondents: 22		

#	OTHER (PLEASE SPECIFY)	DATE
---	------------------------	------

There are no responses.

Q36 Did you report the incident(s)?

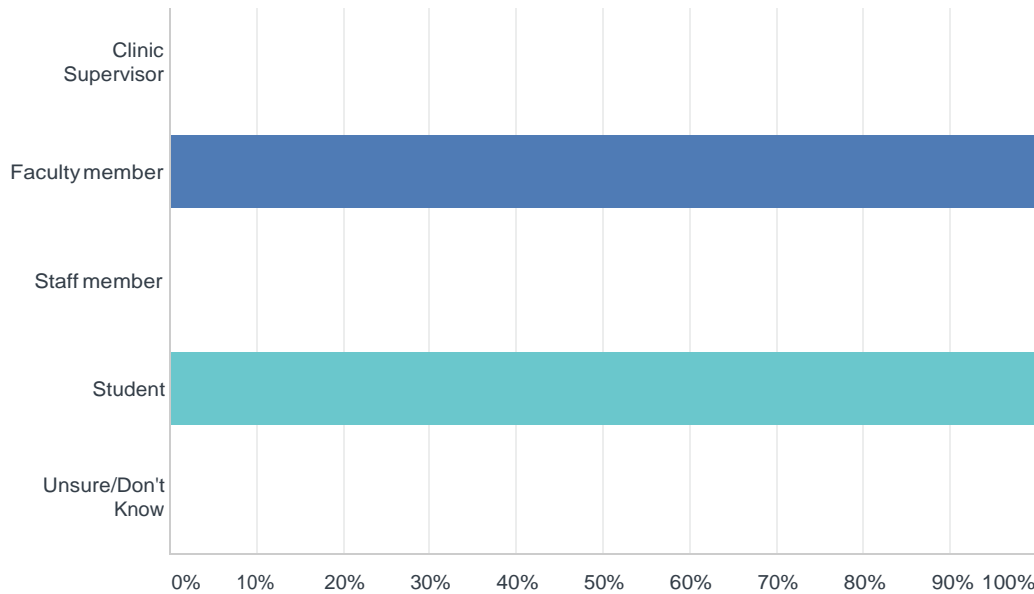
Answered: 22 Skipped: 99



ANSWER CHOICES	RESPONSES
Yes	4.55% 1
No	95.45% 21
TOTAL	22

Q37 Who did you report the incident(s) to at the College? (select all that apply)

Answered: 1 Skipped: 120



ANSWER CHOICES	RESPONSES
Clinic Supervisor	0.00% 0

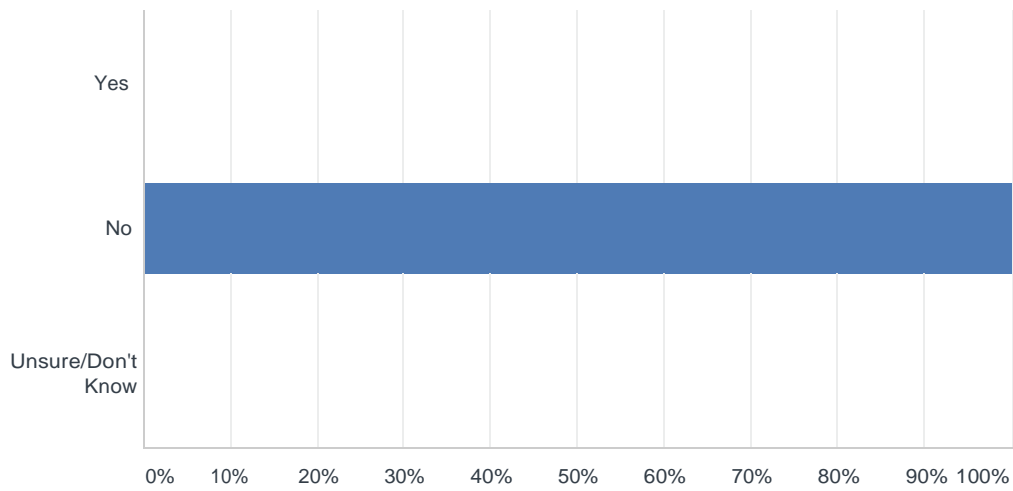
NY Campus Climate Survey

Faculty member	100.00%	1
Staff member	0.00%	0
Student	100.00%	1
Unsure/Don't Know	0.00%	0
Total Respondents: 1		

#	OTHER (PLEASE SPECIFY)	DATE
	There are no responses.	

Q38 Do you feel the report was responded to appropriately?

Answered: 1 Skipped: 120

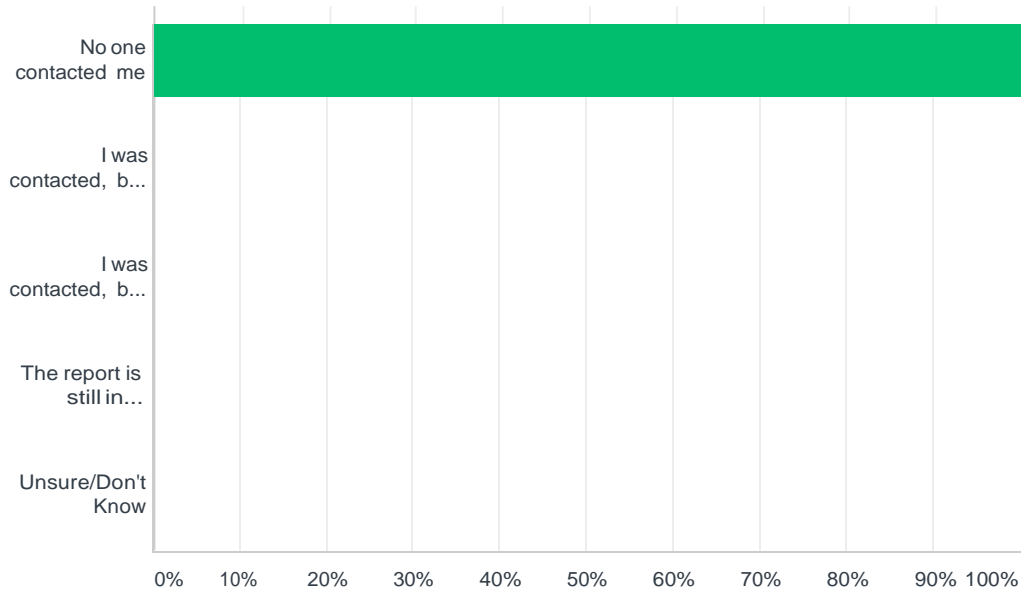


ANSWER CHOICES	RESPONSES	
Yes	0.00%	0
No	100.00%	1
Unsure/Don't Know	0.00%	0
TOTAL		1

Q39 Why do you feel the report was not responded to appropriately?

Answered: 1 Skipped: 120

NY Campus Climate Survey



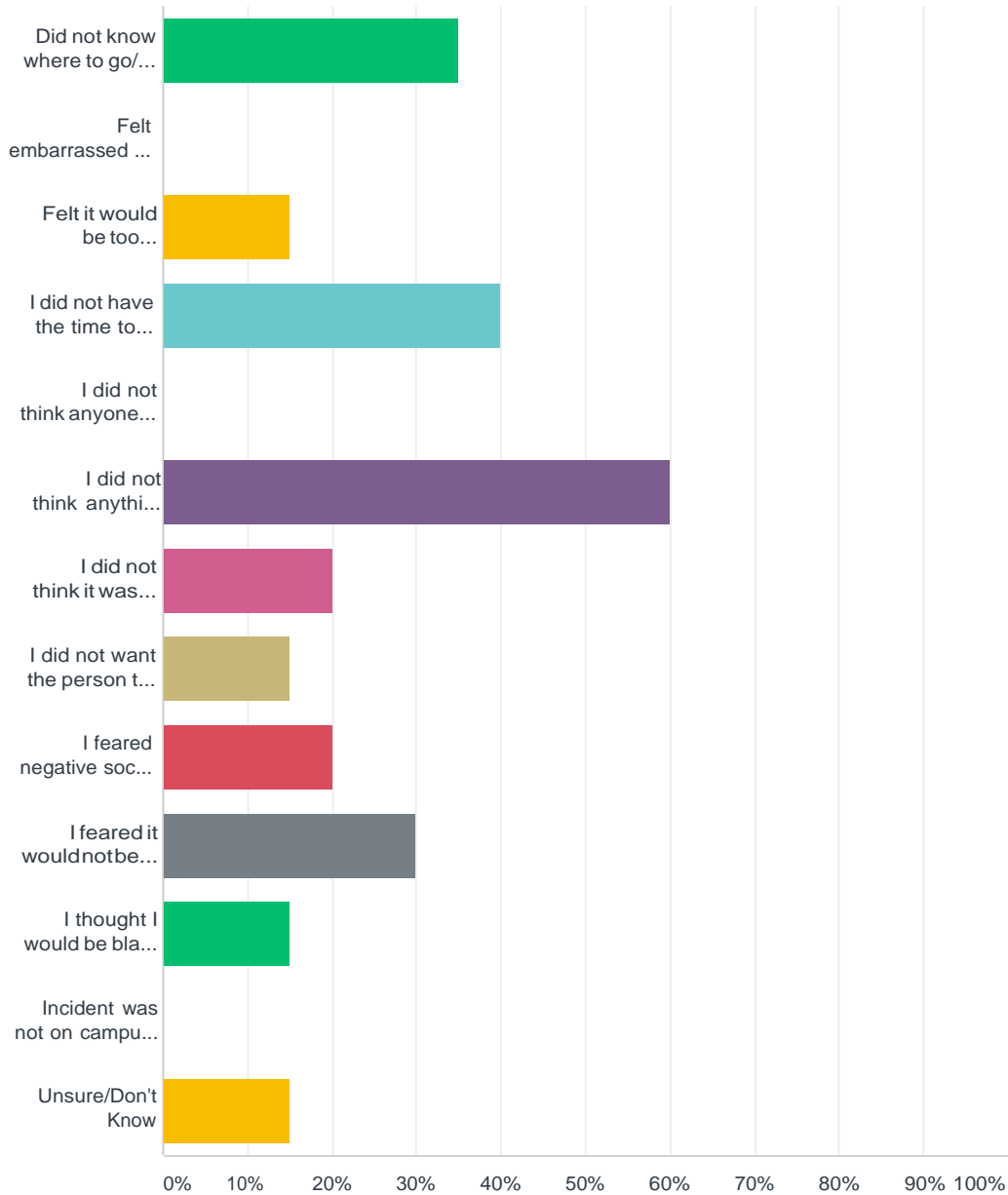
ANSWER CHOICES	RESPONSES	
No one contacted me	100.00%	1
I was contacted, but not given referrals to resources/services	0.00%	0
I was contacted, but the outcome was not what I wanted	0.00%	0
The report is still in progress/pending	0.00%	0
Unsure/Don't Know	0.00%	0
TOTAL		1

#	OTHER (PLEASE SPECIFY)	DATE
	There are no responses.	

Q40 What was/were the reason(s) for why you did not report the incident(s) to anyone at the College? (select all that apply)

Answered: 20 Skipped: 101

NY Campus Climate Survey



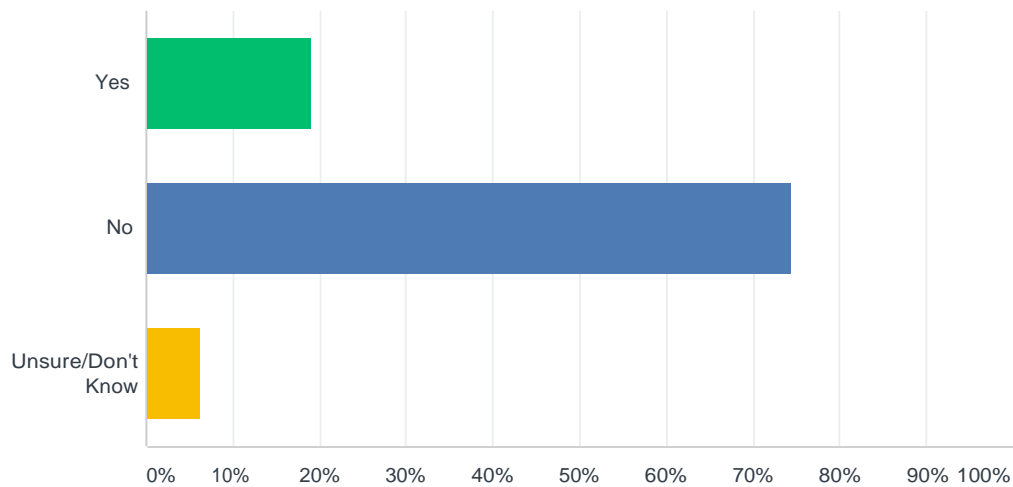
ANSWER CHOICES	RESPONSES	
Did not know where to go/who to tell	35.00%	7
Felt embarrassed or ashamed	0.00%	0
Felt it would be too emotionally difficult to deal with	15.00%	3
I did not have the time to deal with it due to academics, work, etc.	40.00%	8
I did not think anyone would believe me	0.00%	0
I did not think anything would be done	60.00%	12
I did not think it was serious enough to report	20.00%	4
I did not want the person to get into trouble	15.00%	3
I feared negative social consequences	20.00%	4
I feared it would not be kept confidential	30.00%	6

NY Campus Climate Survey

I thought I would be blamed for what happened	15.00%	3
Incident was not on campus or associated with the school	0.00%	0
Unsure/Don't Know	15.00%	3
Total Respondents: 20		

Q41 During the last year, have you witnessed someone telling inappropriate or offensive sexist remarks (such as jokes or stories) at Pacific College?

Answered: 110 Skipped: 11

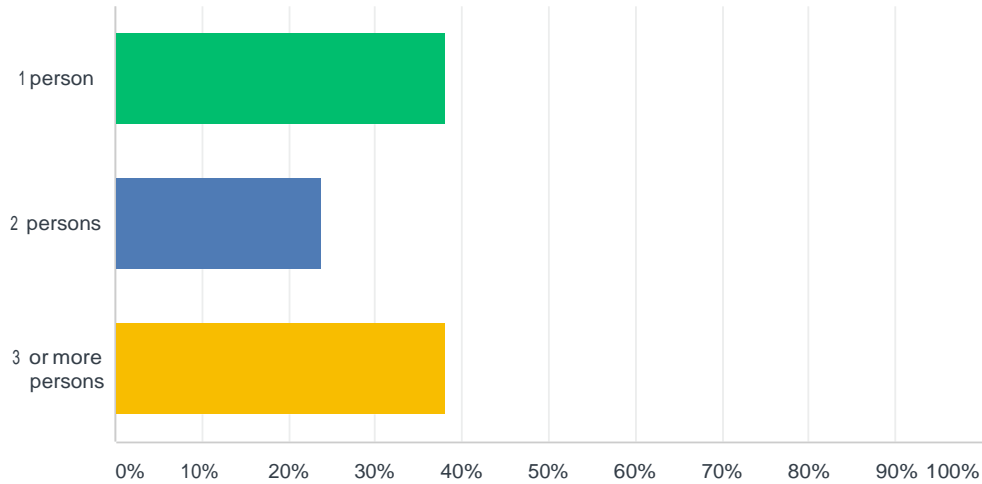


ANSWER CHOICES	RESPONSES
Yes	19.09% 21
No	74.55% 82
Unsure/Don't Know	6.36% 7
TOTAL	110

Q42 How many different people behaved this way?

Answered: 21 Skipped: 100

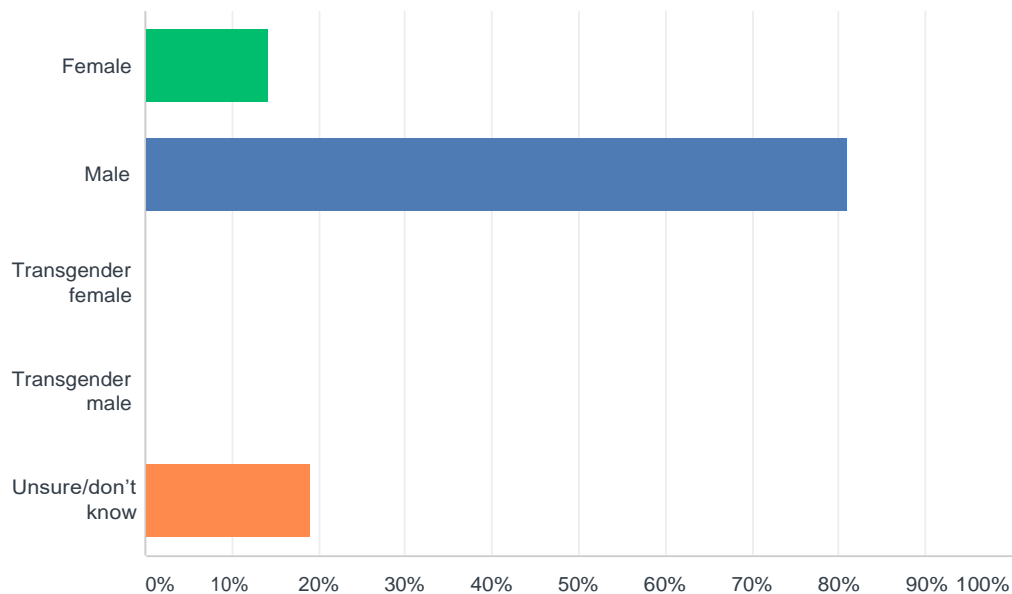
NY Campus Climate Survey



ANSWER CHOICES	RESPONSES
1 person	38.10% 8
2 persons	23.81% 5
3 or more persons	38.10% 8
TOTAL	21

Q43 What was the gender of the person(s) who made inappropriate or offensive sexist remarks? (select all that apply)

Answered: 21 Skipped: 100



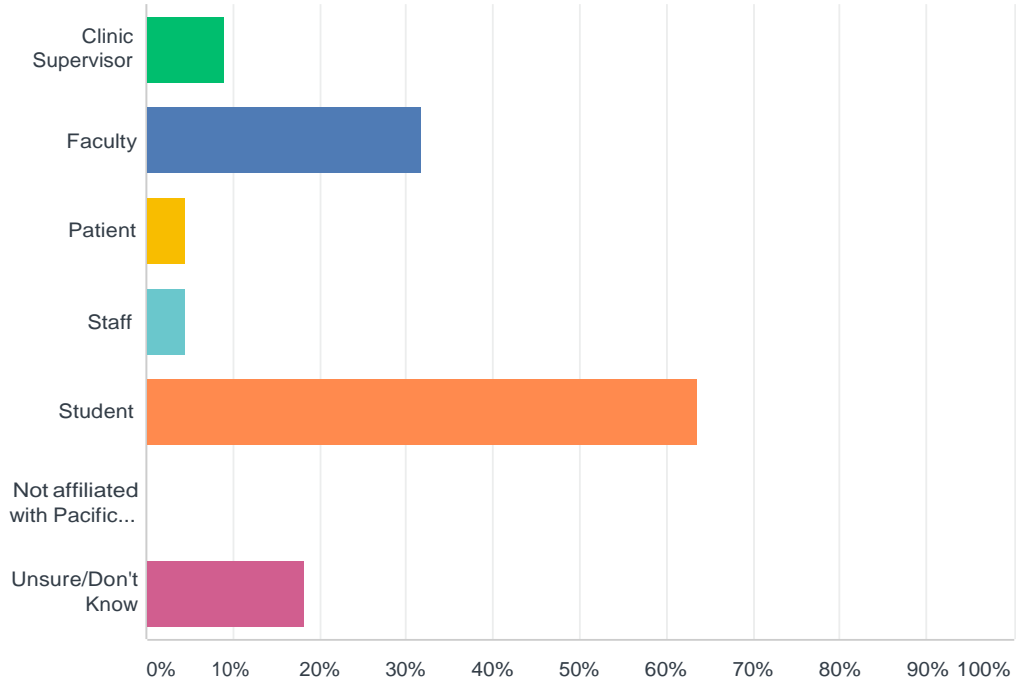
ANSWER CHOICES	RESPONSES
Female	14.29% 3
Male	80.95% 17
Transgender female	0.00% 0

NY Campus Climate Survey

Transgender male	0.00%	0
Unsure/don't know	19.05%	4
Total Respondents: 21		

Q44 How was/were this person(s) affiliated with Pacific College? (select all that apply)

Answered: 22 Skipped: 99

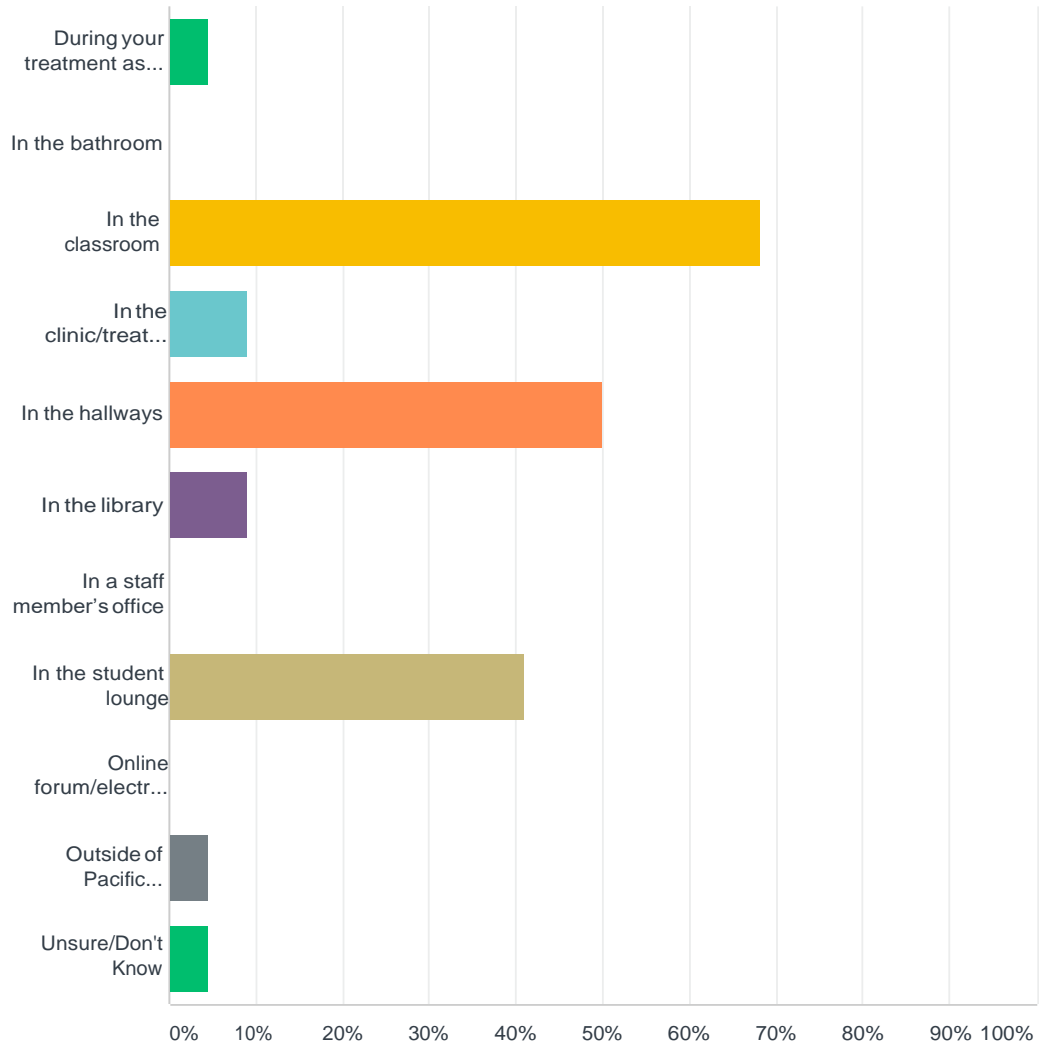


ANSWER CHOICES	RESPONSES
Clinic Supervisor	9.09% 2
Faculty	31.82% 7
Patient	4.55% 1
Staff	4.55% 1
Student	63.64% 14
Not affiliated with Pacific College	0.00% 0
Unsure/Don't Know	18.18% 4
Total Respondents: 22	

#	OTHER (PLEASE SPECIFY)	DATE
	There are no responses.	

Q45 Where did the incident(s) occur? (select all that apply)

Answered: 22 Skipped: 99



ANSWER CHOICES	RESPONSES	
During your treatment as a patient	4.55%	1
In the bathroom	0.00%	0
In the classroom	68.18%	15
In the clinic/treatment room	9.09%	2
In the hallways	50.00%	11
In the library	9.09%	2
In a staff member's office	0.00%	0
In the student lounge	40.91%	9
Online forum/electronic communication	0.00%	0
Outside of Pacific College/not on campus	4.55%	1

NY Campus Climate Survey

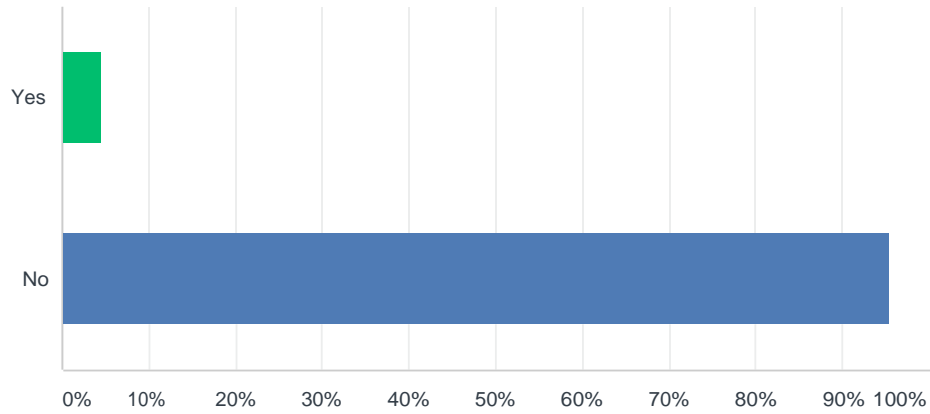
Unsure/Don't Know 4.55% 1

Total Respondents: 22

#	OTHER (PLEASE SPECIFY)	DATE
	There are no responses.	

Q46 Did you report the incident(s)?

Answered: 22 Skipped: 99

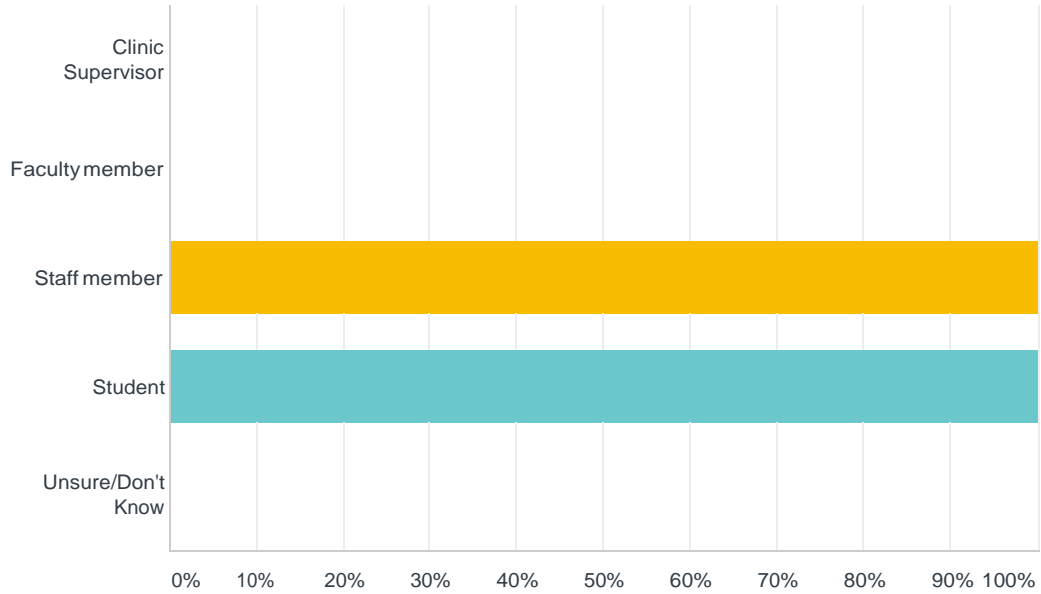


ANSWER CHOICES	RESPONSES	
Yes	4.55%	1
No	95.45%	21
TOTAL		22

Q47 Who did you report the incident(s) to at the College? (select all that apply)

Answered: 1 Skipped: 120

NY Campus Climate Survey

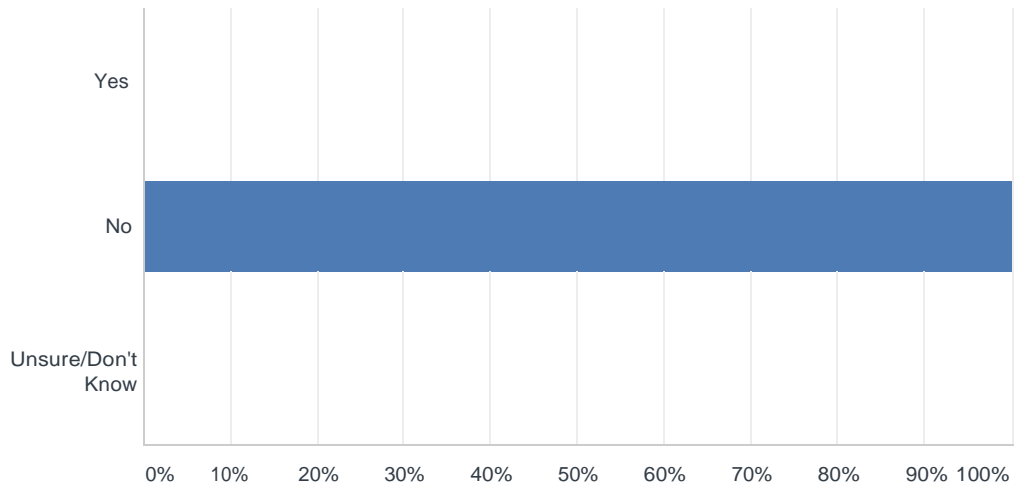


ANSWER CHOICES	RESPONSES
Clinic Supervisor	0.00% 0
Faculty member	0.00% 0
Staff member	100.00% 1
Student	100.00% 1
Unsure/Don't Know	0.00% 0
Total Respondents: 1	

#	OTHER (PLEASE SPECIFY)	DATE
	There are no responses.	

Q48 Do you feel the report was responded to appropriately?

Answered: 1 Skipped: 120

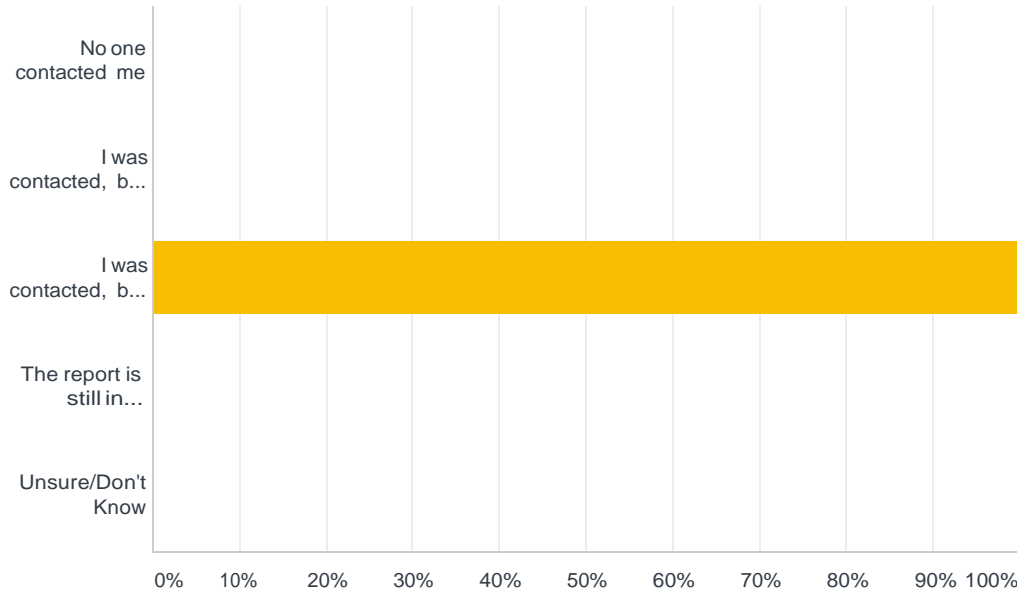


NY Campus Climate Survey

ANSWER CHOICES	RESPONSES
Yes	0.00% 0
No	100.00% 1
Unsure/Don't Know	0.00% 0
TOTAL	1

Q49 Why do you feel the report was not responded to appropriately?

Answered: 1 Skipped: 120



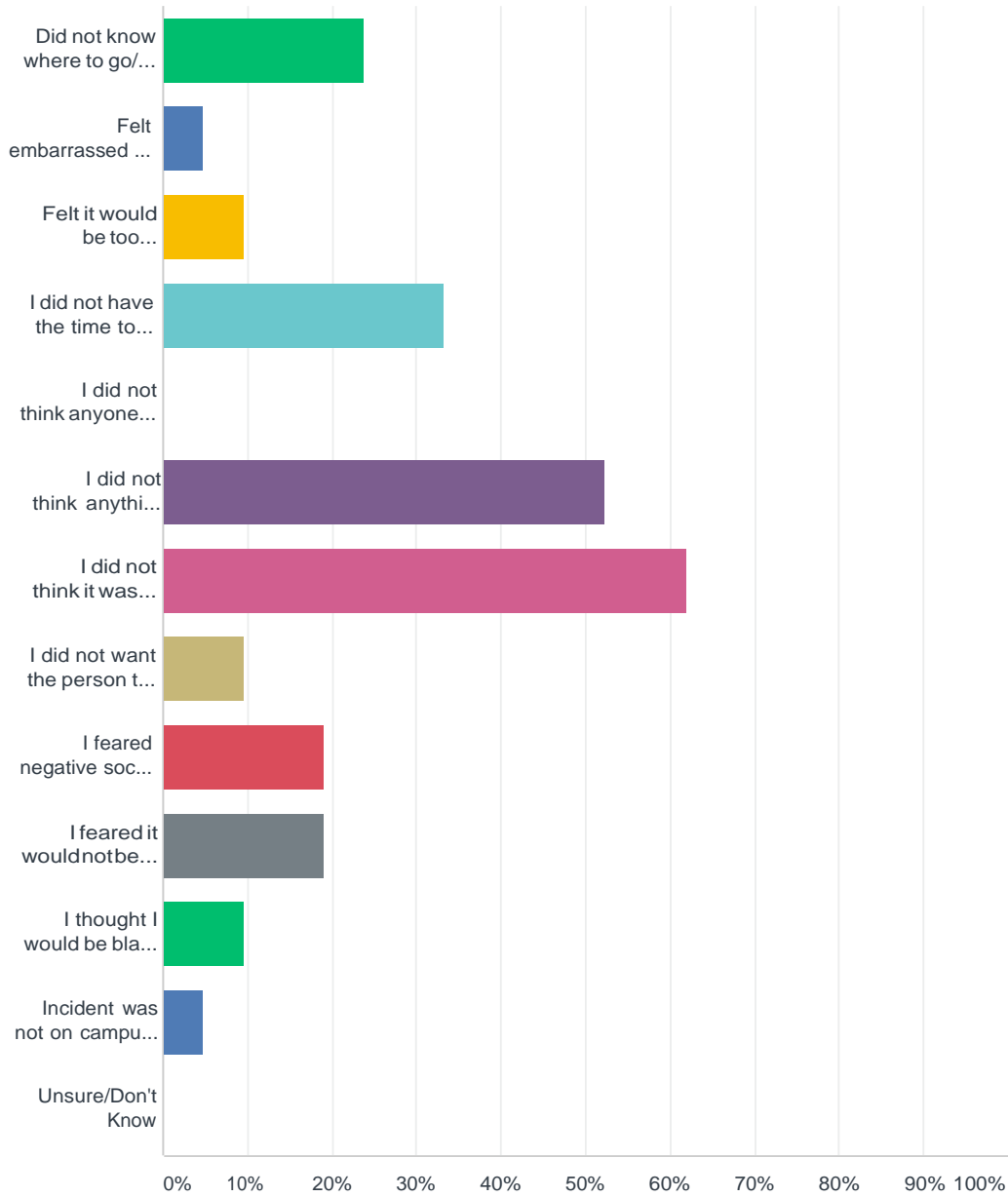
ANSWER CHOICES	RESPONSES
No one contacted me	0.00% 0
I was contacted, but not given referrals to resources/services	0.00% 0
I was contacted, but the outcome was not what I wanted	100.00% 1
The report is still in progress/pending	0.00% 0
Unsure/Don't Know	0.00% 0
TOTAL	1

#	OTHER (PLEASE SPECIFY)	DATE
	There are no responses.	

Q50 What was/were the reason(s) for why you did not report the incident(s) to anyone at the College? (select all that apply)

Answered: 21 Skipped: 100

NY Campus Climate Survey



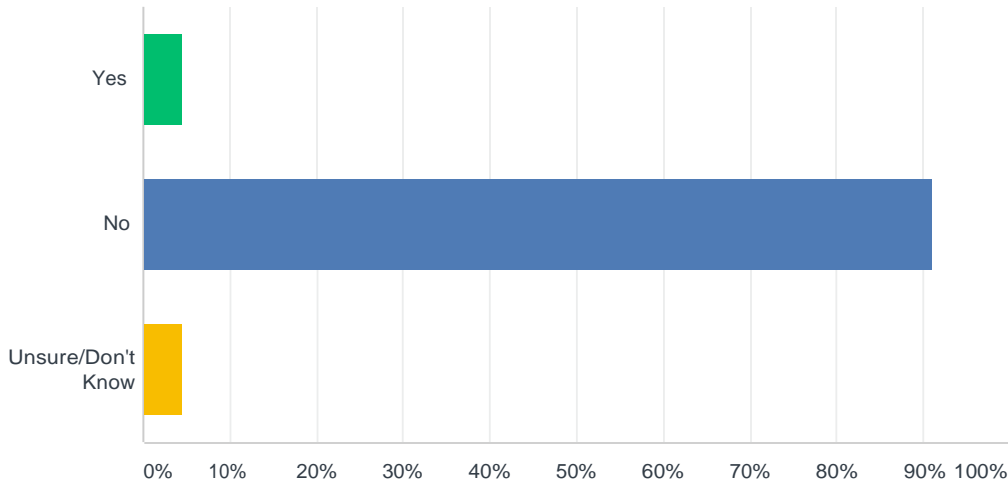
ANSWER CHOICES	RESPONSES	
Did not know where to go/who to tell	23.81%	5
Felt embarrassed or ashamed	4.76%	1
Felt it would be too emotionally difficult to deal with	9.52%	2
I did not have the time to deal with it due to academics, work, etc.	33.33%	7
I did not think anyone would believe me	0.00%	0
I did not think anything would be done	52.38%	11
I did not think it was serious enough to report	61.90%	13
I did not want the person to get into trouble	9.52%	2
I feared negative social consequences	19.05%	4
I feared it would not be kept confidential	19.05%	4

NY Campus Climate Survey

I thought I would be blamed for what happened	9.52%	2
Incident was not on campus or associated with the school	4.76%	1
Unsure/Don't Know	0.00%	0
Total Respondents: 21		

Q51 During the last year, have you witnessed someone telling inappropriate or offensive remarks (such as jokes or stories) about asexual, bisexual, gay, lesbian, and/or queer people at Pacific College?

Answered: 111 Skipped: 10

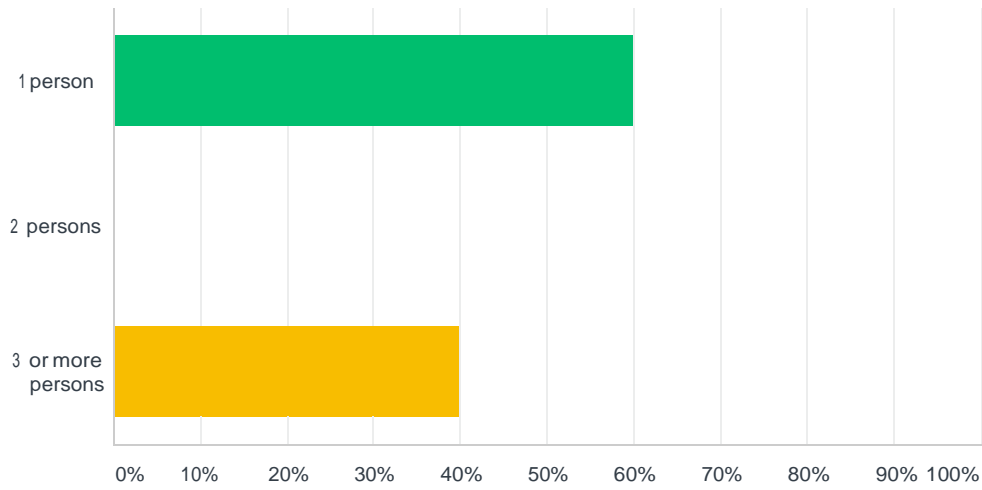


ANSWER CHOICES	RESPONSES
Yes	4.50% 5
No	90.99% 101
Unsure/Don't Know	4.50% 5
TOTAL	111

Q52 How many different people behaved this way?

Answered: 5 Skipped: 116

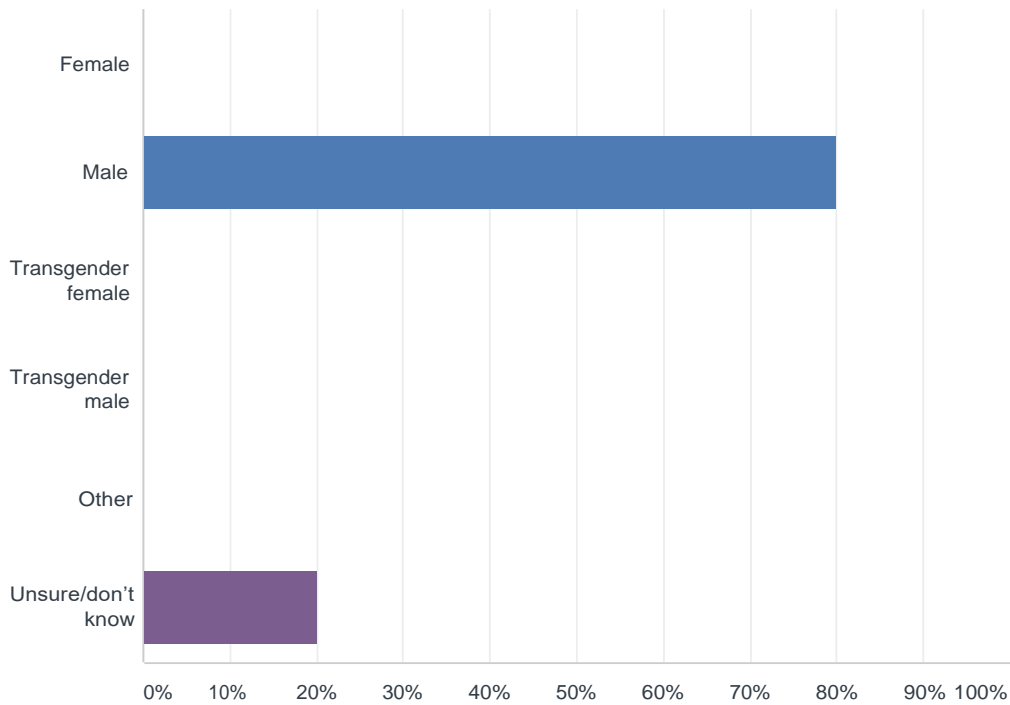
NY Campus Climate Survey



ANSWER CHOICES	RESPONSES
1 person	60.00% 3
2 persons	0.00% 0
3 or more persons	40.00% 2
TOTAL	5

Q53 What was the gender of the person(s) who made inappropriate or offensive sexual identity remarks? (select all that apply)

Answered: 5 Skipped: 116



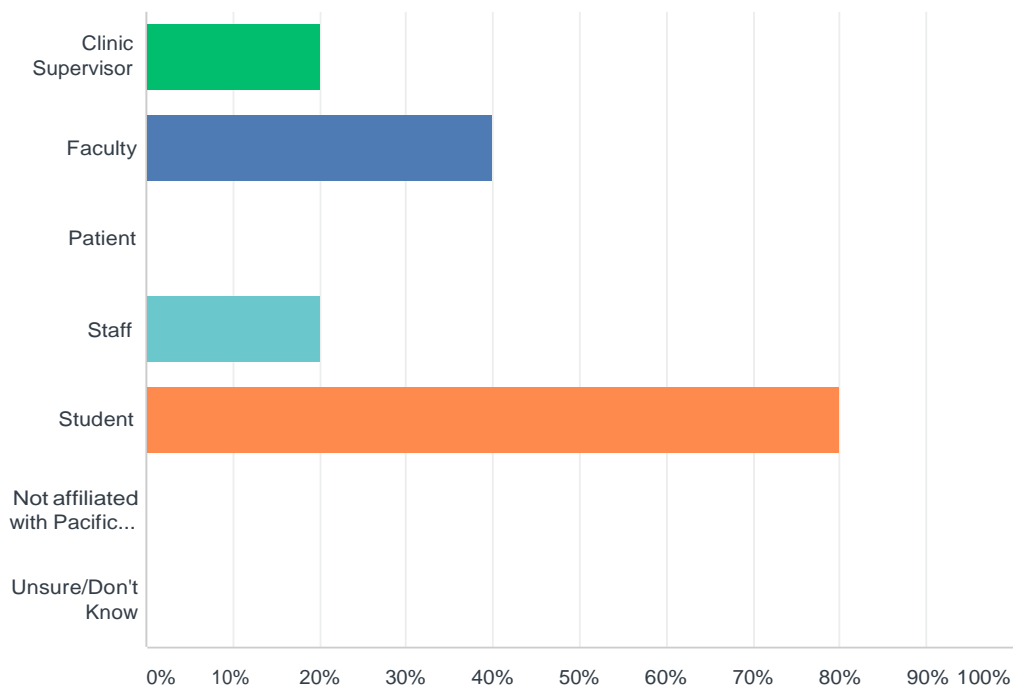
ANSWER CHOICES	RESPONSES
Female	0.00% 0

NY Campus Climate Survey

Male	80.00%	4
Transgender female	0.00%	0
Transgender male	0.00%	0
Other	0.00%	0
Unsure/don't know	20.00%	1
Total Respondents: 5		

Q54 How was/were the person(s) affiliated with Pacific College? (select all that apply)

Answered: 5 Skipped: 116

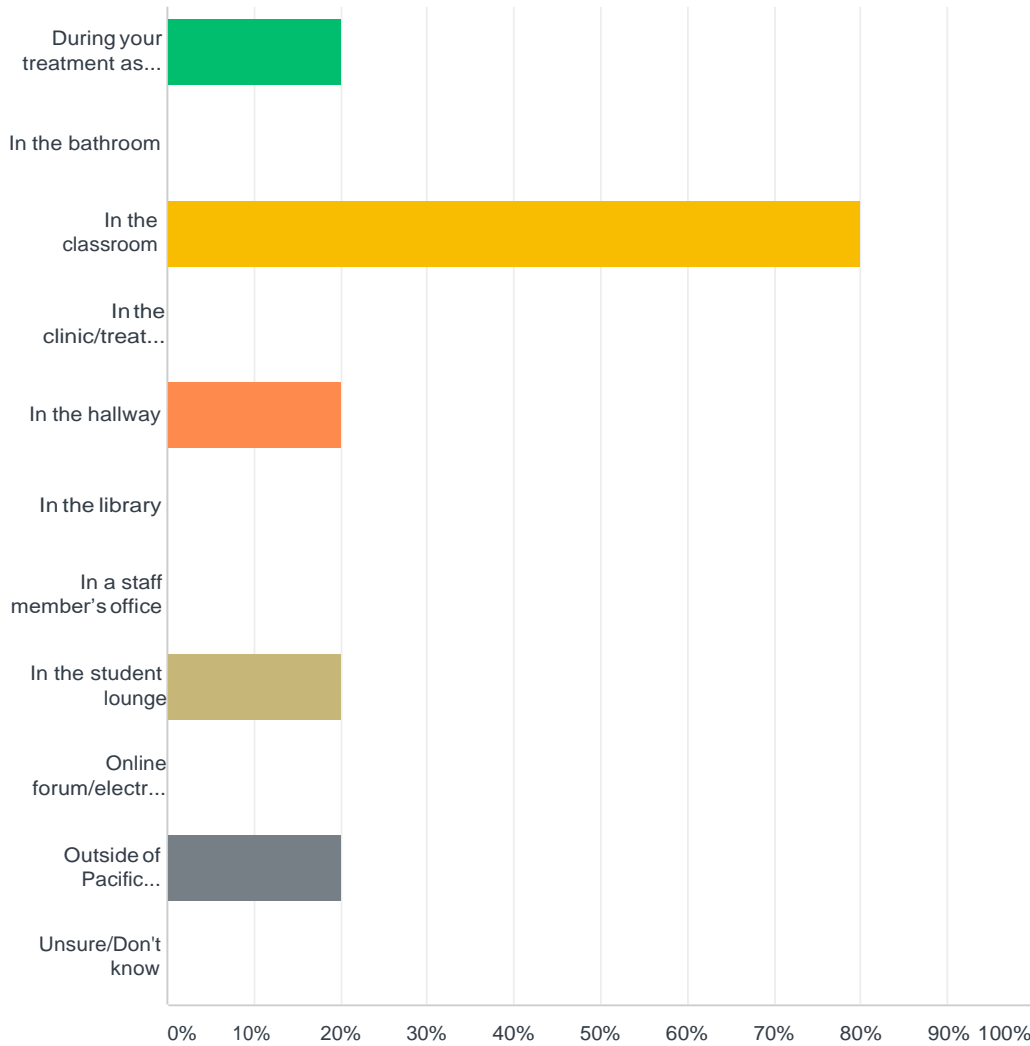


ANSWER CHOICES	RESPONSES
Clinic Supervisor	20.00% 1
Faculty	40.00% 2
Patient	0.00% 0
Staff	20.00% 1
Student	80.00% 4
Not affiliated with Pacific College	0.00% 0
Unsure/Don't Know	0.00% 0
Total Respondents: 5	

#	OTHER (PLEASE SPECIFY)	DATE
There are no responses.		

Q55 Where did the incidents(s) occur? (select all that apply)

Answered: 5 Skipped: 116



ANSWER CHOICES	RESPONSES	
During your treatment as a patient	20.00%	1
In the bathroom	0.00%	0
In the classroom	80.00%	4
In the clinic/treatment room	0.00%	0
In the hallway	20.00%	1
In the library	0.00%	0
In a staff member's office	0.00%	0
In the student lounge	20.00%	1
Online forum/electronic communication	0.00%	0
Outside of Pacific College/not on campus	20.00%	1

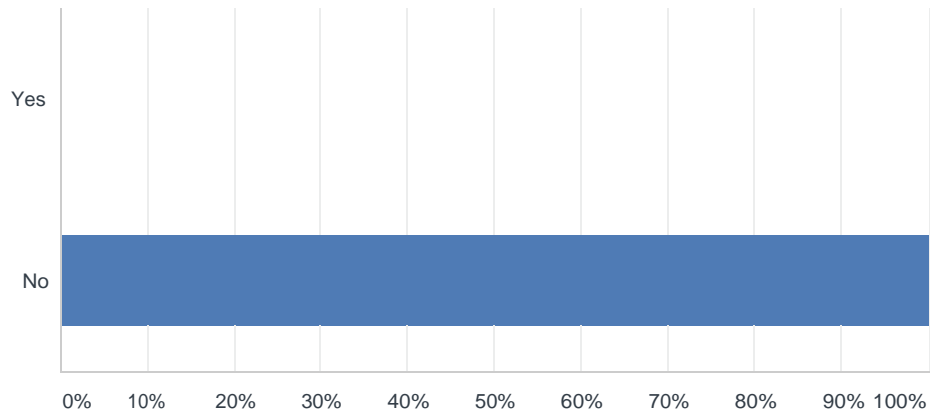
NY Campus Climate Survey

Unsure/Don't know	0.00%	0
Total Respondents: 5		

#	OTHER (PLEASE SPECIFY)	DATE
There are no responses.		

Q56 Did you report the incident(s)?

Answered: 5 Skipped: 116



ANSWER CHOICES	RESPONSES	
Yes	0.00%	0
No	100.00%	5
TOTAL		5

Q57 Who did you report the incident(s) to at the College? (select all that apply)

Answered: 0 Skipped: 121

! No matching responses.

ANSWER CHOICES	RESPONSES	
Clinic Supervisor	0.00%	0
Faculty member	0.00%	0
Staff member	0.00%	0
Student	0.00%	0
Unsure/Don't know	0.00%	0
Total Respondents: 0		

#	OTHER (PLEASE SPECIFY)	DATE
	There are no responses.	

Q58 Do you feel the report was responded to appropriately?

Answered: 0 Skipped: 121

! No matching responses.

ANSWER CHOICES	RESPONSES
Yes	0.00% 0
No	0.00% 0
Unsure/Don't know	0.00% 0
TOTAL	0

Q59 Why do you feel the report was not responded to appropriately?

Answered: 0 Skipped: 121

! No matching responses.

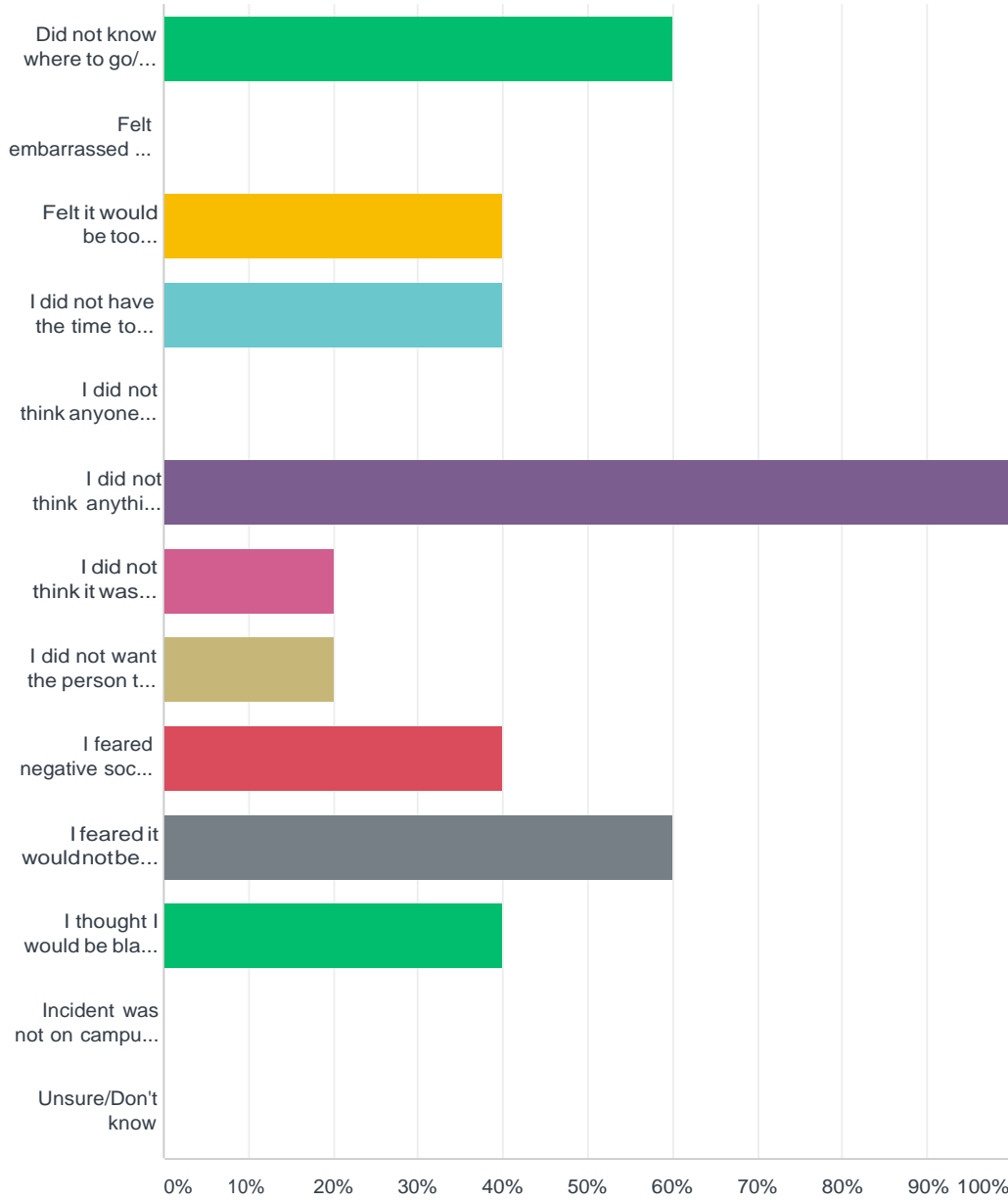
ANSWER CHOICES	RESPONSES
No one contacted me	0.00% 0
I was contacted, but not given referrals to resources/services	0.00% 0
I was contacted, but the outcome was not what I wanted	0.00% 0
The report is still in progress/pending	0.00% 0
Unsure/Don't know	0.00% 0
TOTAL	0

#	OTHER (PLEASE SPECIFY)	DATE
	There are no responses.	

Q60 What was/were the reason(s) why you did not report the incident(s) to anyone at the College? (select all that apply)

Answered: 5 Skipped: 116

NY Campus Climate Survey



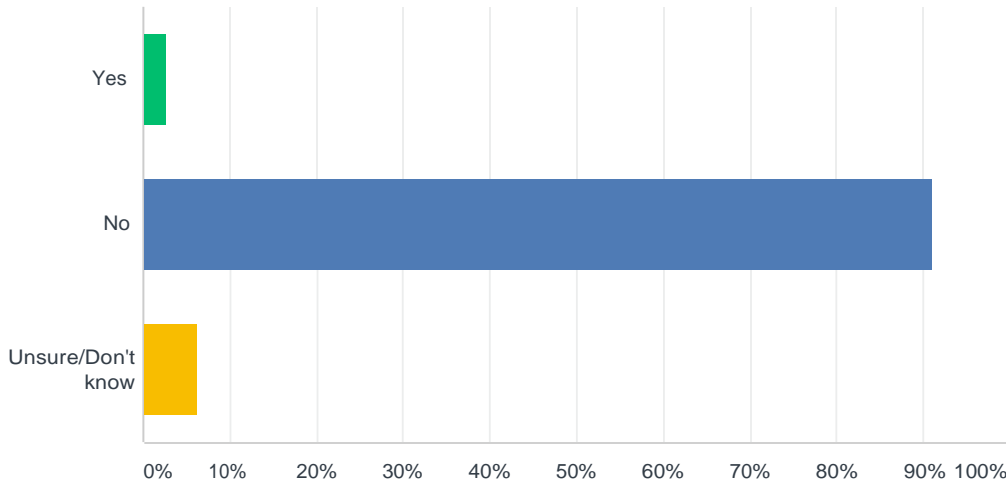
ANSWER CHOICES	RESPONSES	
Did not know where to go/who to tell	60.00%	3
Felt embarrassed or ashamed	0.00%	0
Felt it would be too emotionally difficult to deal with	40.00%	2
I did not have the time to deal with it due to academics, work, etc.	40.00%	2
I did not think anyone would believe me	0.00%	0
I did not think anything would be done	100.00%	5
I did not think it was serious enough to report	20.00%	1
I did not want the person to get into trouble	20.00%	1
I feared negative social consequences	40.00%	2
I feared it would not be kept confidential	60.00%	3

NY Campus Climate Survey

I thought I would be blamed for what happened	40.00%	2
Incident was not on campus or associated with the school	0.00%	0
Unsure/Don't know	0.00%	0
Total Respondents: 5		

Q61 During the last year, have you witnessed someone telling inappropriate or offensive remarks (such as jokes or stories) about transgender people at Pacific College?

Answered: 111 Skipped: 10

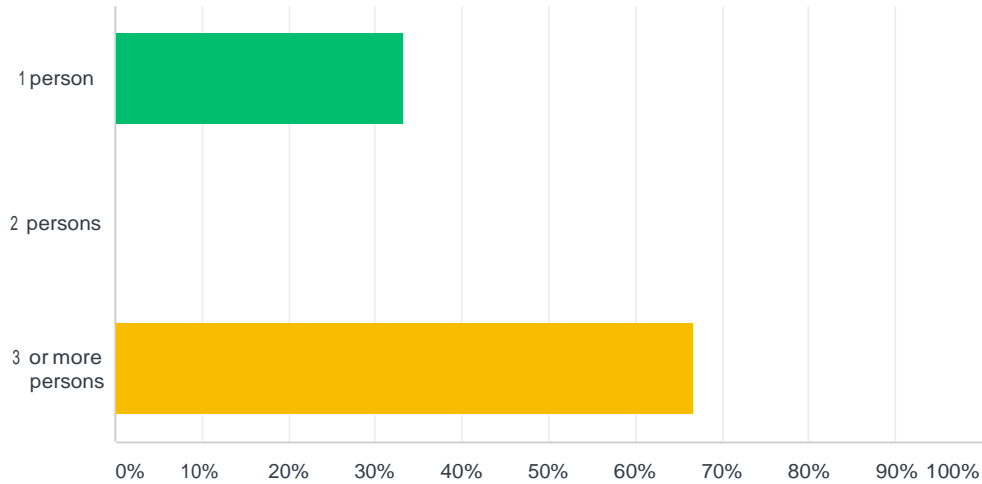


ANSWER CHOICES	RESPONSES	
Yes	2.70%	3
No	90.99%	101
Unsure/Don't know	6.31%	7
TOTAL		111

Q62 How many different people behaved this way?

Answered: 3 Skipped: 118

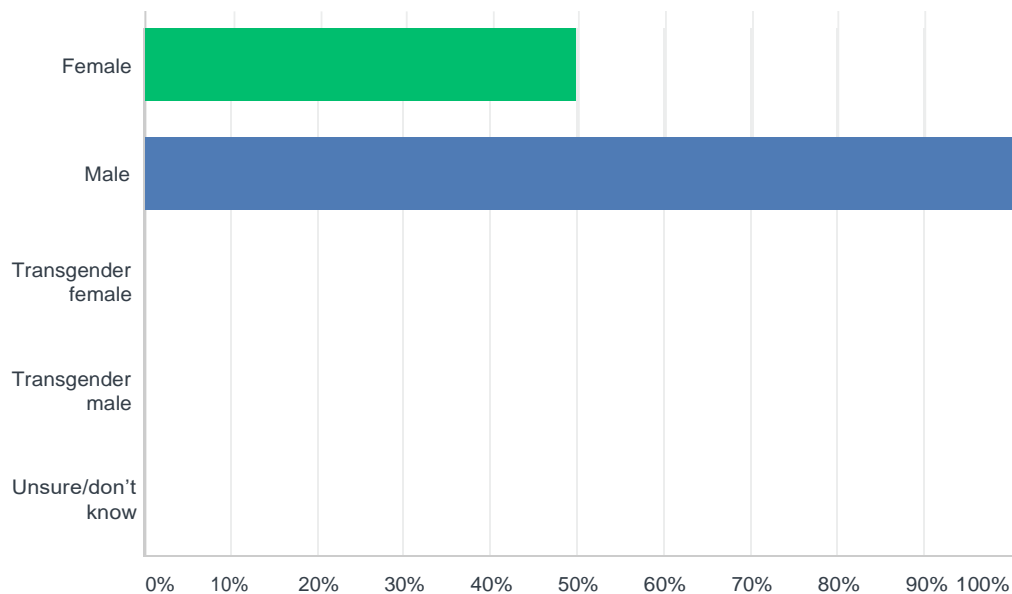
NY Campus Climate Survey



ANSWER CHOICES	RESPONSES	
1 person	33.33%	1
2 persons	0.00%	0
3 or more persons	66.67%	2
TOTAL		3

Q63 What was the gender of the person(s) who made inappropriate or offensive transgender remarks? (select all that apply)

Answered: 2 Skipped: 119



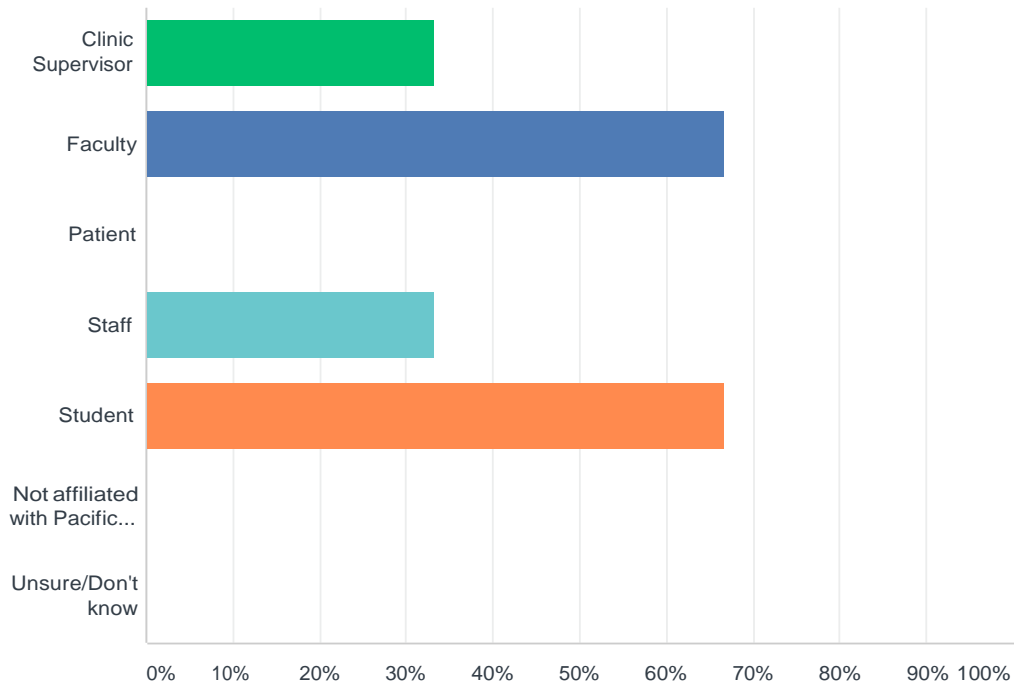
ANSWER CHOICES	RESPONSES	
Female	50.00%	1
Male	100.00%	2
Transgender female	0.00%	0

NY Campus Climate Survey

Transgender male	0.00%	0
Unsure/don't know	0.00%	0
Total Respondents: 2		

Q64 How was/were the person(s) affiliated with Pacific College? (select all that apply)

Answered: 3 Skipped: 118

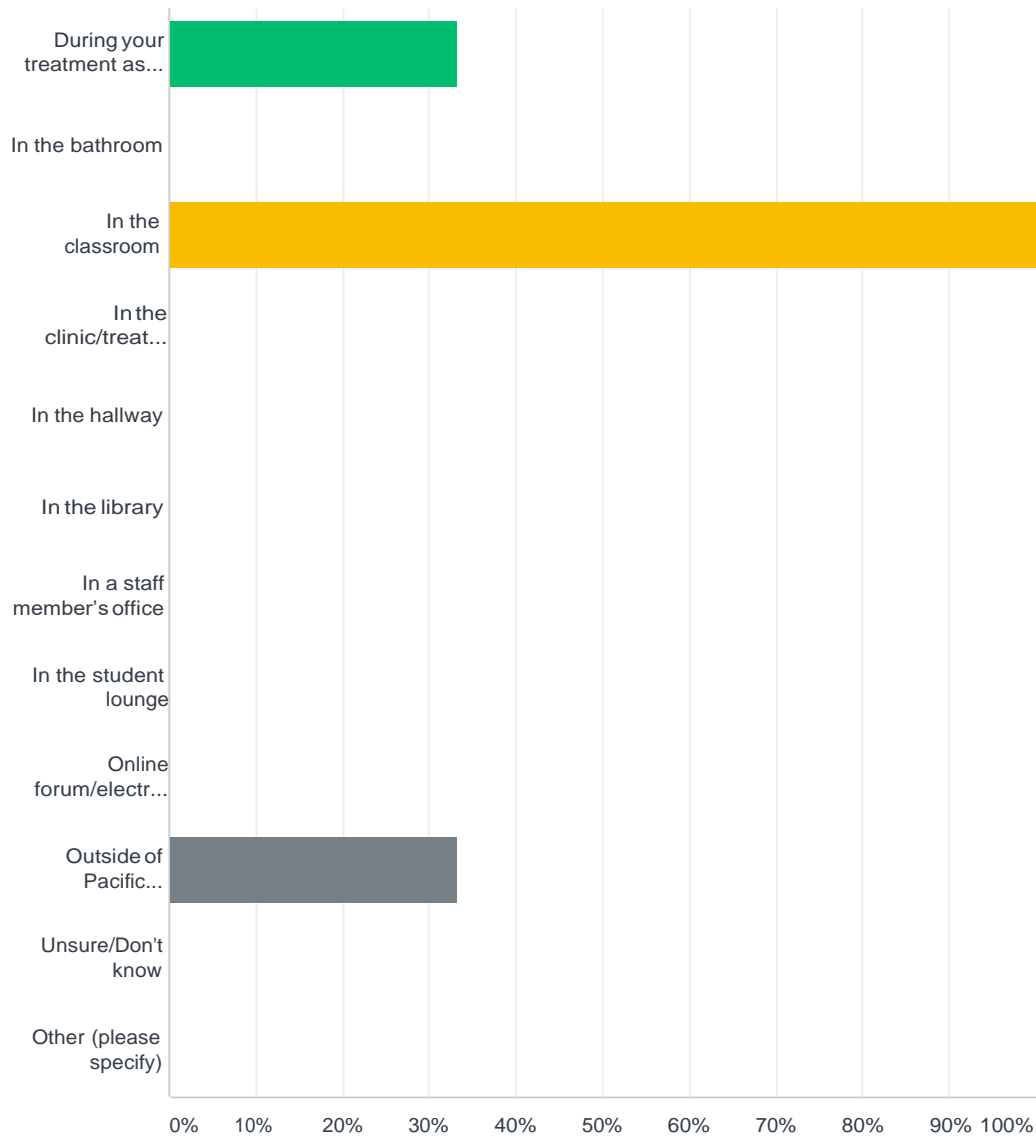


ANSWER CHOICES	RESPONSES
Clinic Supervisor	33.33% 1
Faculty	66.67% 2
Patient	0.00% 0
Staff	33.33% 1
Student	66.67% 2
Not affiliated with Pacific College	0.00% 0
Unsure/Don't know	0.00% 0
Total Respondents: 3	

#	OTHER (PLEASE SPECIFY)	DATE
	There are no responses.	

Q65 Where did the incidents(s) occur? (select all that apply)

Answered: 3 Skipped: 118



ANSWER CHOICES	RESPONSES	
During your treatment as a patient	33.33%	1
In the bathroom	0.00%	0
In the classroom	100.00%	3
In the clinic/treatment room	0.00%	0
In the hallway	0.00%	0
In the library	0.00%	0
In a staff member's office	0.00%	0
In the student lounge	0.00%	0

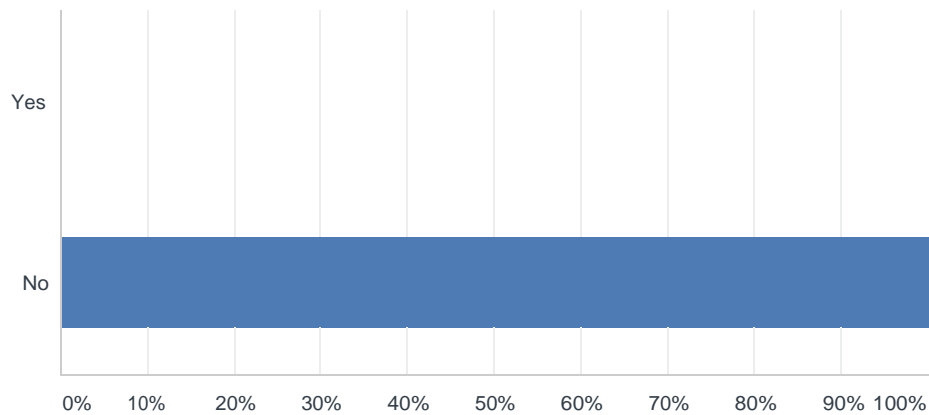
NY Campus Climate Survey

Online forum/electronic communication	0.00%	0
Outside of Pacific College/not on campus	33.33%	1
Unsure/Don't know	0.00%	0
Other (please specify)	0.00%	0
Total Respondents: 3		

#	OTHER (PLEASE SPECIFY)	DATE
	There are no responses.	

Q66 Did you report the incident(s)?

Answered: 3 Skipped: 118



ANSWER CHOICES	RESPONSES	
Yes	0.00%	0
No	100.00%	3
TOTAL		3

Q67 Who did you report the incident(s) to at the College? (select all that apply)

Answered: 0 Skipped: 121

! No matching responses.

ANSWER CHOICES	RESPONSES	
Clinic Supervisor	0.00%	0
Faculty member	0.00%	0
Staff member	0.00%	0

NY Campus Climate Survey

Student	0.00%	0
Unsure/Don't know	0.00%	0
Total Respondents: 0		

#	OTHER (PLEASE SPECIFY)	DATE
	There are no responses.	

Q68 Do you feel the report was responded to appropriately?

Answered: 0 Skipped: 121

! No matching responses.

ANSWER CHOICES	RESPONSES	
Yes	0.00%	0
No	0.00%	0
Unsure/Don't know	0.00%	0
TOTAL		0

Q69 Why do you feel the report was not responded to appropriately?

Answered: 0 Skipped: 121

! No matching responses.

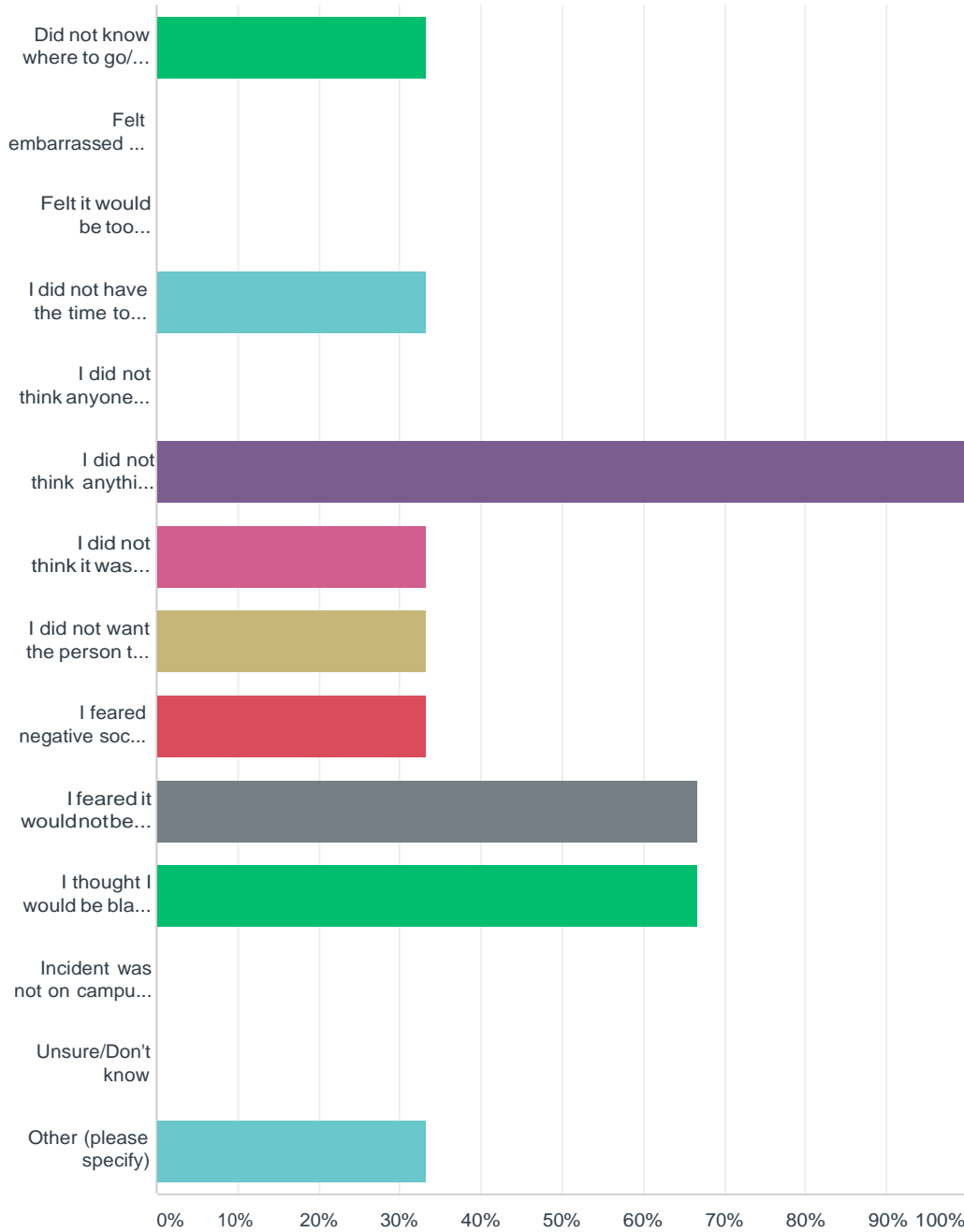
ANSWER CHOICES	RESPONSES	
No one contacted me	0.00%	0
I was contacted, but not given referrals to resources/services	0.00%	0
I was contacted, but the outcome was not what I wanted	0.00%	0
The report is still in progress/pending	0.00%	0
Unsure/Don't know	0.00%	0
TOTAL		0

#	OTHER (PLEASE SPECIFY)	DATE
	There are no responses.	

Q70 What was/were the reason(s) why you did not report the incident(s)

to anyone at the College? (select all that apply)

Answered: 3 Skipped: 118



ANSWER CHOICES	RESPONSES	
Did not know where to go/who to tell	33.33%	1
Felt embarrassed or ashamed	0.00%	0
Felt it would be too emotionally difficult to deal with	0.00%	0
I did not have the time to deal with it due to academics, work, etc.	33.33%	1
I did not think anyone would believe me	0.00%	0

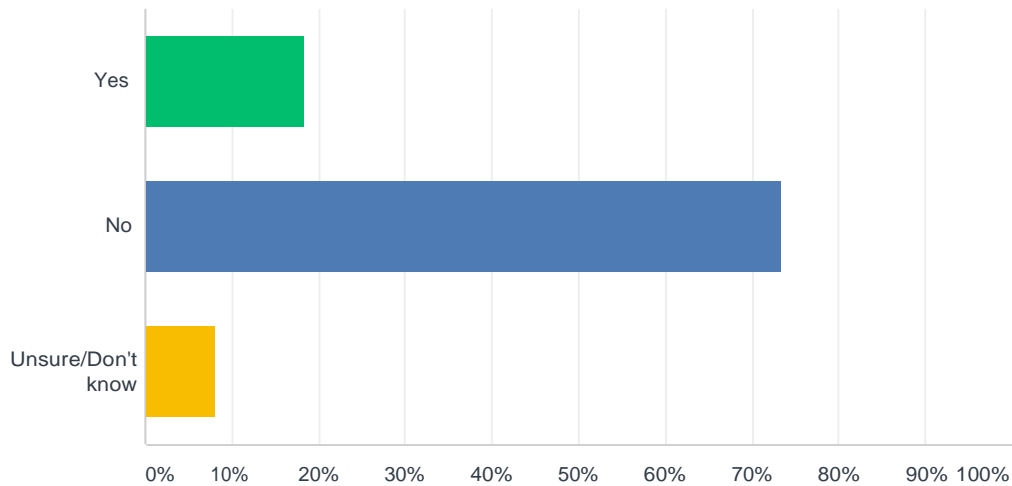
NY Campus Climate Survey

I did not think anything would be done	100.00%	3
I did not think it was serious enough to report	33.33%	1
I did not want the person to get into trouble	33.33%	1
I feared negative social consequences	33.33%	1
I feared it would not be kept confidential	66.67%	2
I thought I would be blamed for what happened	66.67%	2
Incident was not on campus or associated with the school	0.00%	0
Unsure/Don't know	0.00%	0
Other (please specify)	33.33%	1
Total Respondents: 3		

#	OTHER (PLEASE SPECIFY)	DATE
1	I did not know there was a protocol to report in a safe manner, and uncertain that it would be handled in an appropriate and adequate manner.	1/26/2018 4:40 PM

Q71 During the last year, have you experienced exclusionary (e.g. shunned, ignored), intimidating, offensive, and/or hostile (bullying, harassing) behavior that was directed towards you at Pacific College?

Answered: 109 Skipped: 12



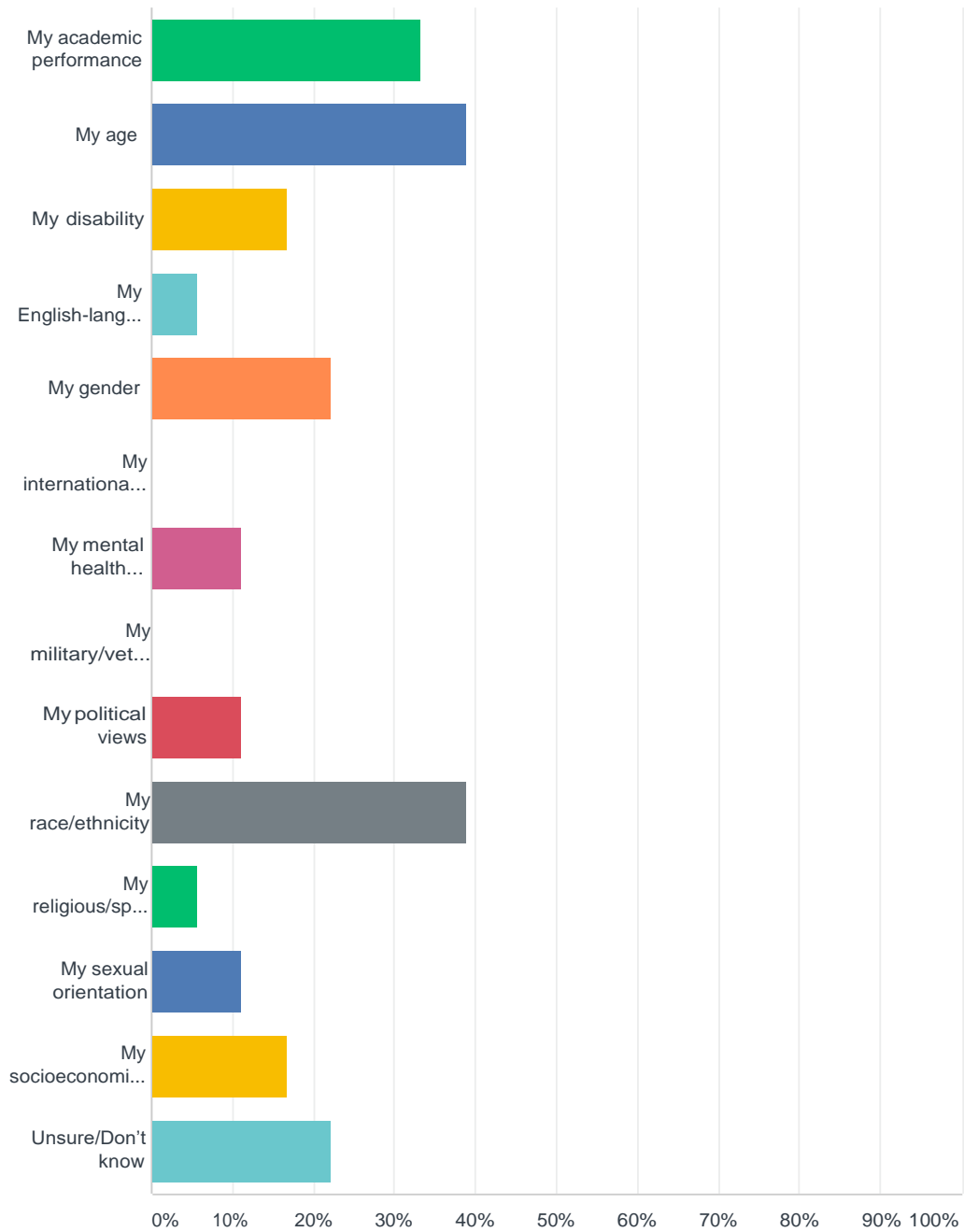
ANSWER CHOICES	RESPONSES	
Yes	18.35%	20
No	73.39%	80
Unsure/Don't know	8.26%	9
TOTAL		109

Q72 What do you believe was the reason for this behavior? (select all that

NY Campus Climate Survey

apply)

Answered: 18 Skipped: 103



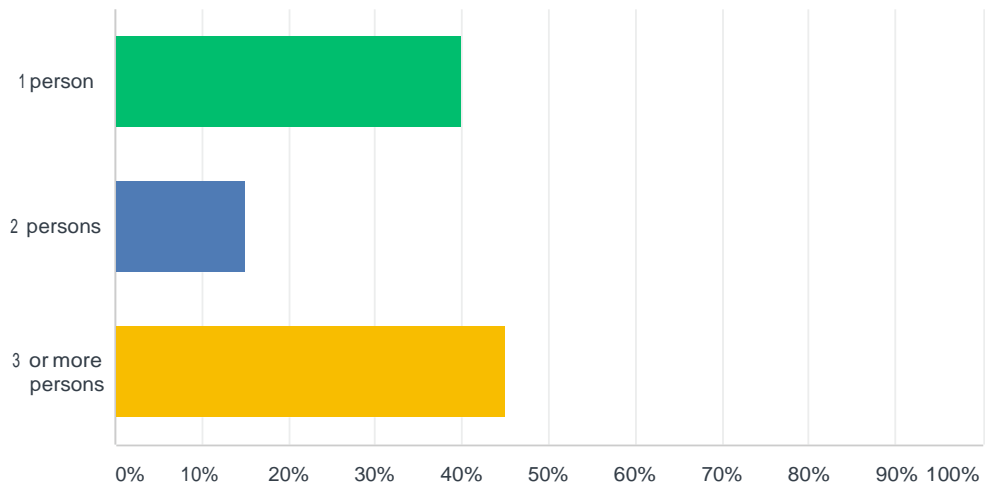
ANSWER CHOICES	RESPONSES	
My academic performance	33.33%	6
My age	38.89%	7
My disability	16.67%	3
My English-language proficiency	5.56%	1
My gender	22.22%	4
My international/citizen status	0.00%	0

NY Campus Climate Survey

My mental health condition	11.11%	2
My military/veteran status	0.00%	0
My political views	11.11%	2
My race/ethnicity	38.89%	7
My religious/spiritual views	5.56%	1
My sexual orientation	11.11%	2
My socioeconomic status	16.67%	3
Unsure/Don't know	22.22%	4
Total Respondents: 18		

Q73 How many different people behaved this way toward you?

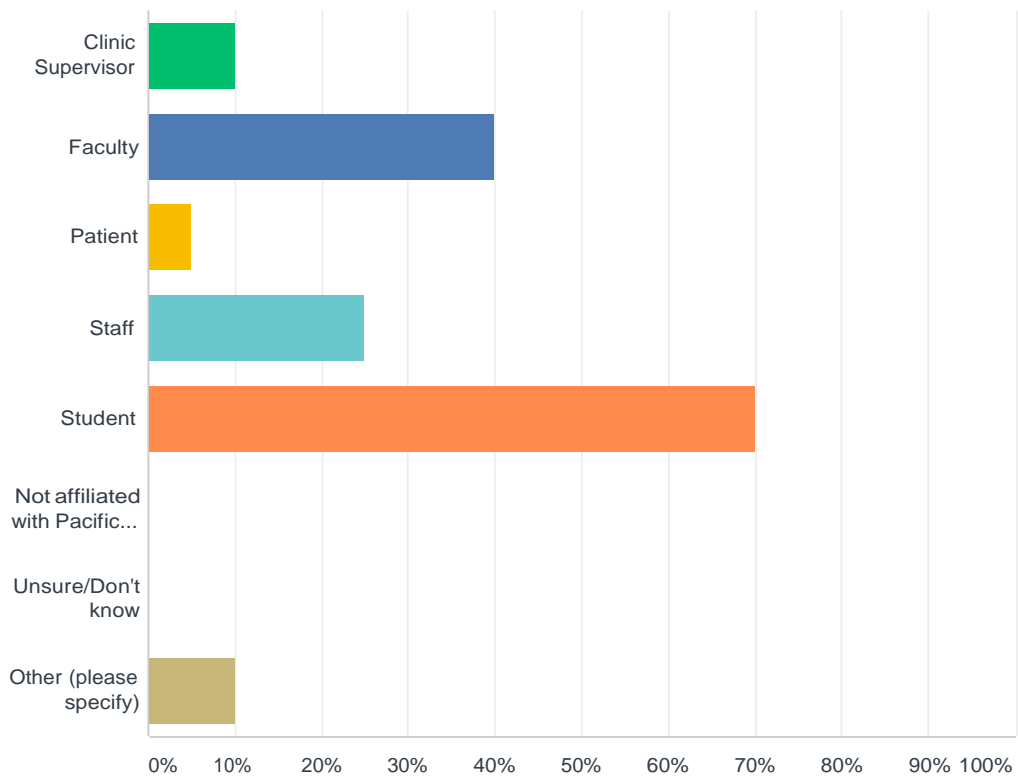
Answered: 20 Skipped: 101



ANSWER CHOICES	RESPONSES
1 person	40.00% 8
2 persons	15.00% 3
3 or more persons	45.00% 9
TOTAL	20

Q74 How was/were the person(s) affiliated with Pacific College? (select all that apply)

Answered: 20 Skipped: 101

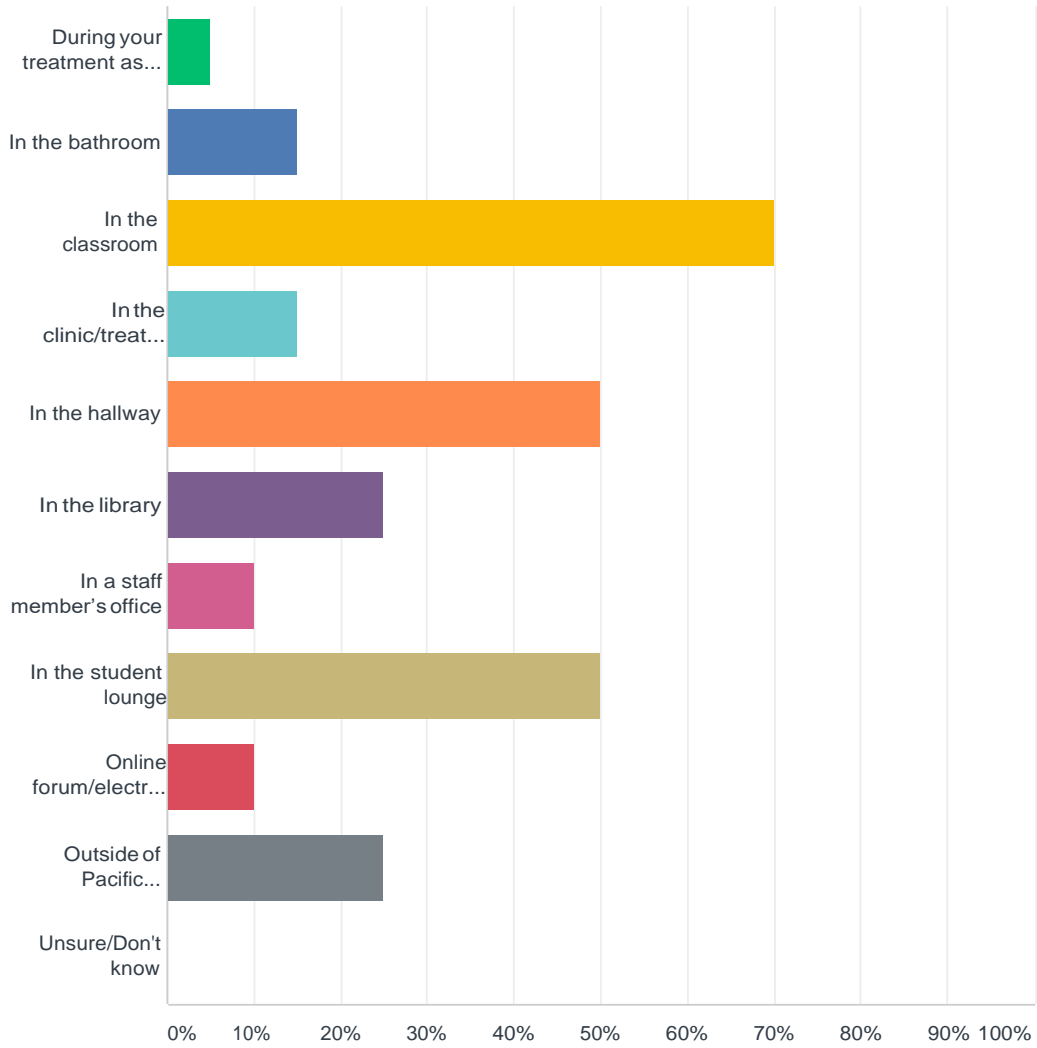


ANSWER CHOICES	RESPONSES	
Clinic Supervisor	10.00%	2
Faculty	40.00%	8
Patient	5.00%	1
Staff	25.00%	5
Student	70.00%	14
Not affiliated with Pacific College	0.00%	0
Unsure/Don't know	0.00%	0
Other (please specify)	10.00%	2
Total Respondents: 20		

Q75 Where did the incident(s) occur? (select all that apply)

Answered: 20 Skipped: 101

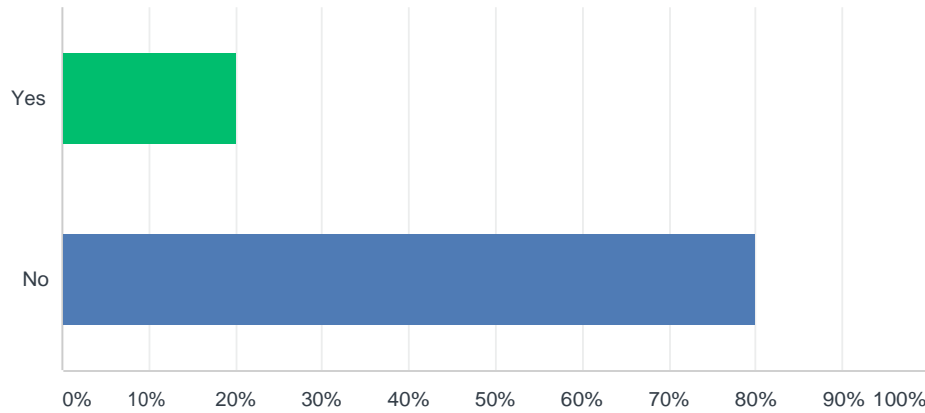
NY Campus Climate Survey



ANSWER CHOICES	RESPONSES	
During your treatment as a patient	5.00%	1
In the bathroom	15.00%	3
In the classroom	70.00%	14
In the clinic/treatment rooms	15.00%	3
In the hallway	50.00%	10
In the library	25.00%	5
In a staff member's office	10.00%	2
In the student lounge	50.00%	10
Online forum/electronic communication	10.00%	2
Outside of Pacific College/not on campus	25.00%	5
Unsure/Don't know	0.00%	0
Total Respondents: 20		

Q76 Did you report the incident(s)?

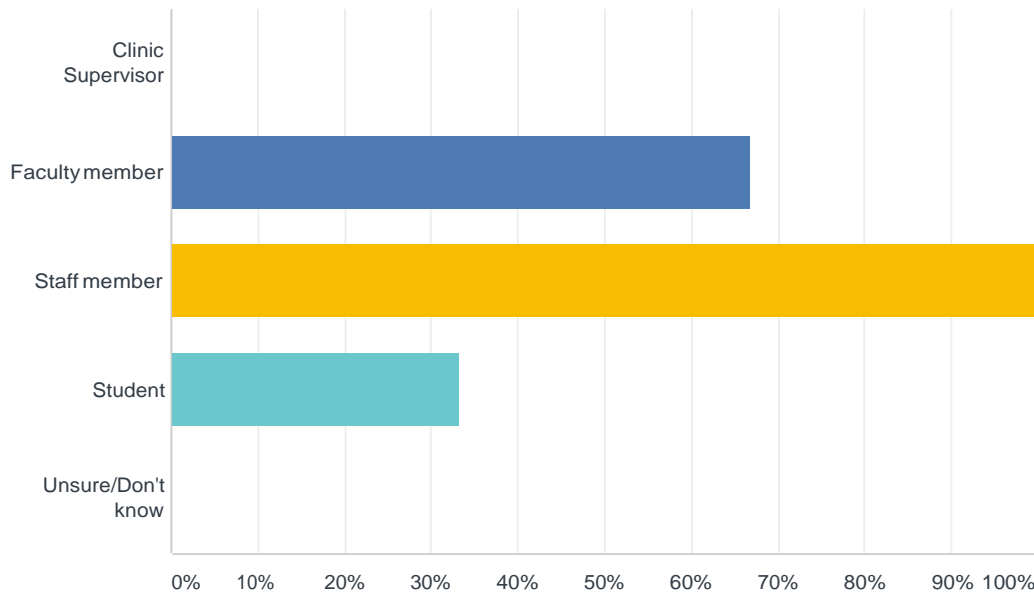
Answered: 20 Skipped: 101



ANSWER CHOICES	RESPONSES	Count
Yes	20.00%	4
No	80.00%	16
TOTAL		20

Q77 Who did you report the incident(s) to at the College? (select all that apply)

Answered: 3 Skipped: 118



ANSWER CHOICES	RESPONSES
----------------	-----------

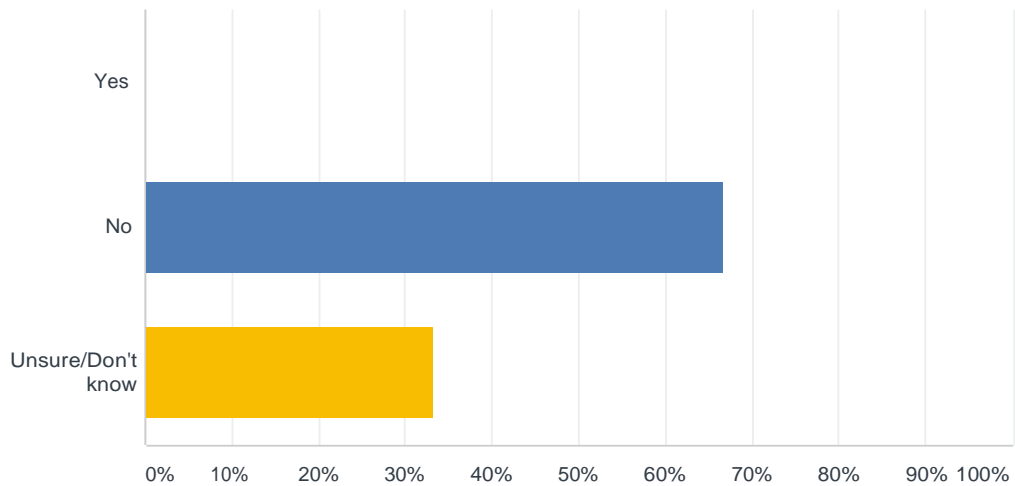
NY Campus Climate Survey

Clinic Supervisor	0.00%	0
Faculty member	66.67%	2
Staff member	100.00%	3
Student	33.33%	1
Unsure/Don't know	0.00%	0
Total Respondents: 3		

#	OTHER (PLEASE SPECIFY)	DATE
There are no responses.		

Q78 Do you feel the report was responded to appropriately?

Answered: 3 Skipped: 118

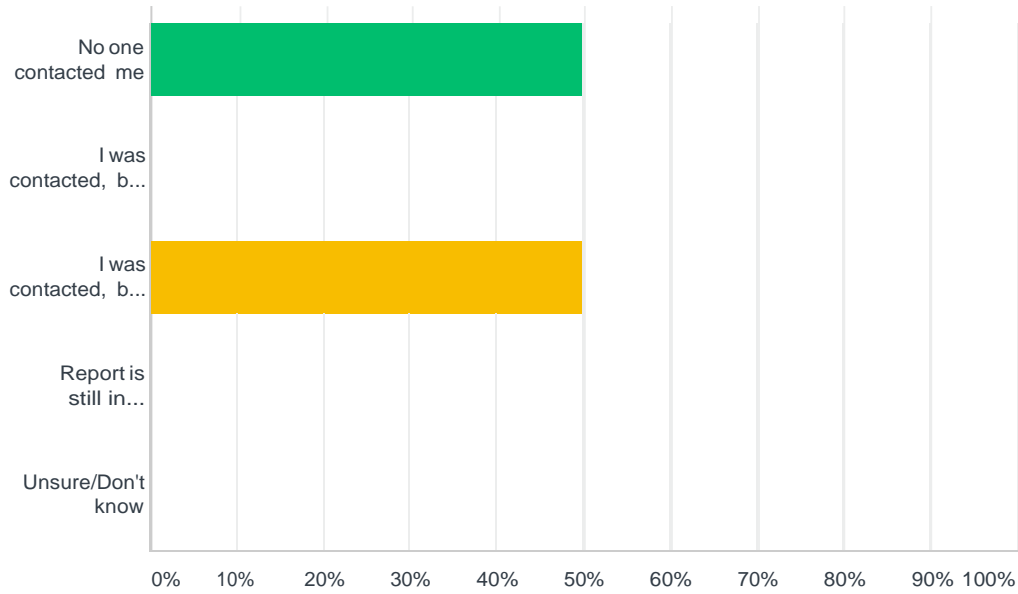


ANSWER CHOICES	RESPONSES	
Yes	0.00%	0
No	66.67%	2
Unsure/Don't know	33.33%	1
TOTAL		3

Q79 Why do you feel the report was not responded to appropriately?

Answered: 2 Skipped: 119

NY Campus Climate Survey

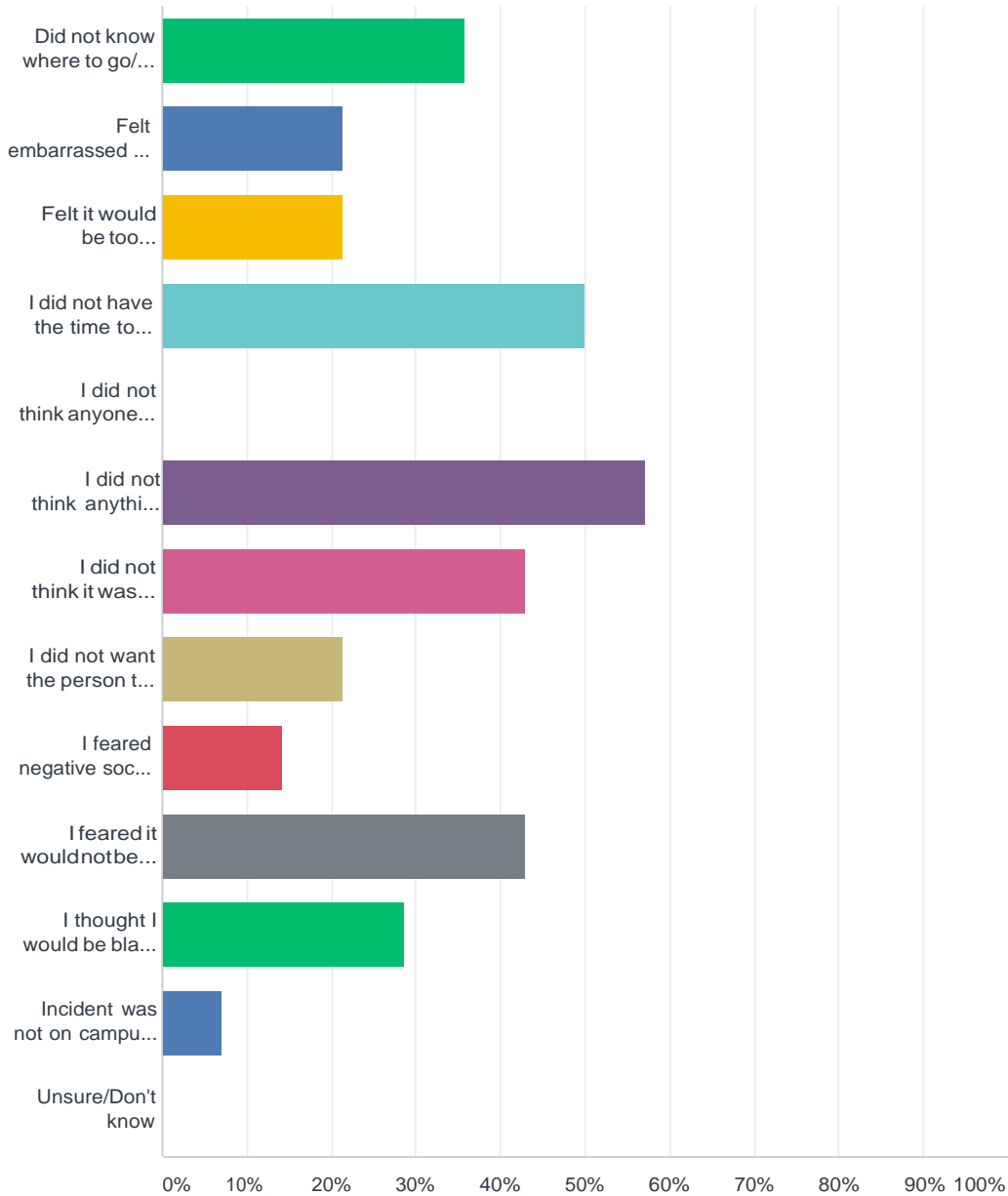


ANSWER CHOICES	RESPONSES	
No one contacted me	50.00%	1
I was contacted, but not given referrals to resources/services	0.00%	0
I was contacted, but the outcome was not what I wanted	50.00%	1
Report is still in progress/pending	0.00%	0
Unsure/Don't know	0.00%	0
TOTAL		2

Q80 What was/were the reason(s) why you did not report the incident(s) to anyone at the College? (select all that apply)

Answered: 14 Skipped: 107

NY Campus Climate Survey



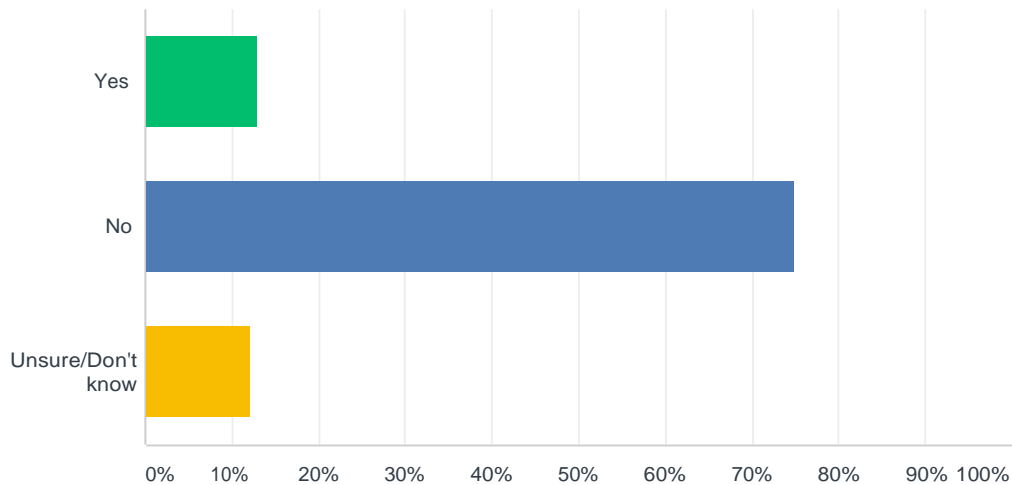
ANSWER CHOICES	RESPONSES	
Did not know where to go/who to tell	35.71%	5
Felt embarrassed or ashamed	21.43%	3
Felt it would be too emotionally difficult to deal with	21.43%	3
I did not have the time to deal with it due to academics, work, etc.	50.00%	7
I did not think anyone would believe me	0.00%	0
I did not think anything would be done	57.14%	8
I did not think it was serious enough to report	42.86%	6
I did not want the person to get into trouble	21.43%	3
I feared negative social consequences	14.29%	2
I feared it would not be kept confidential	42.86%	6

NY Campus Climate Survey

I thought I would be blamed for what happened	28.57%	4
Incident was not on campus or associated with the school	7.14%	1
Unsure/Don't know	0.00%	0
Total Respondents: 14		

Q81 During the last year, have you witnessed exclusionary (e.g. shunned, ignored), intimidating, offensive, and/or hostile (bullying, harassing) behavior that was directed towards someone else at Pacific College?

Answered: 108 Skipped: 13

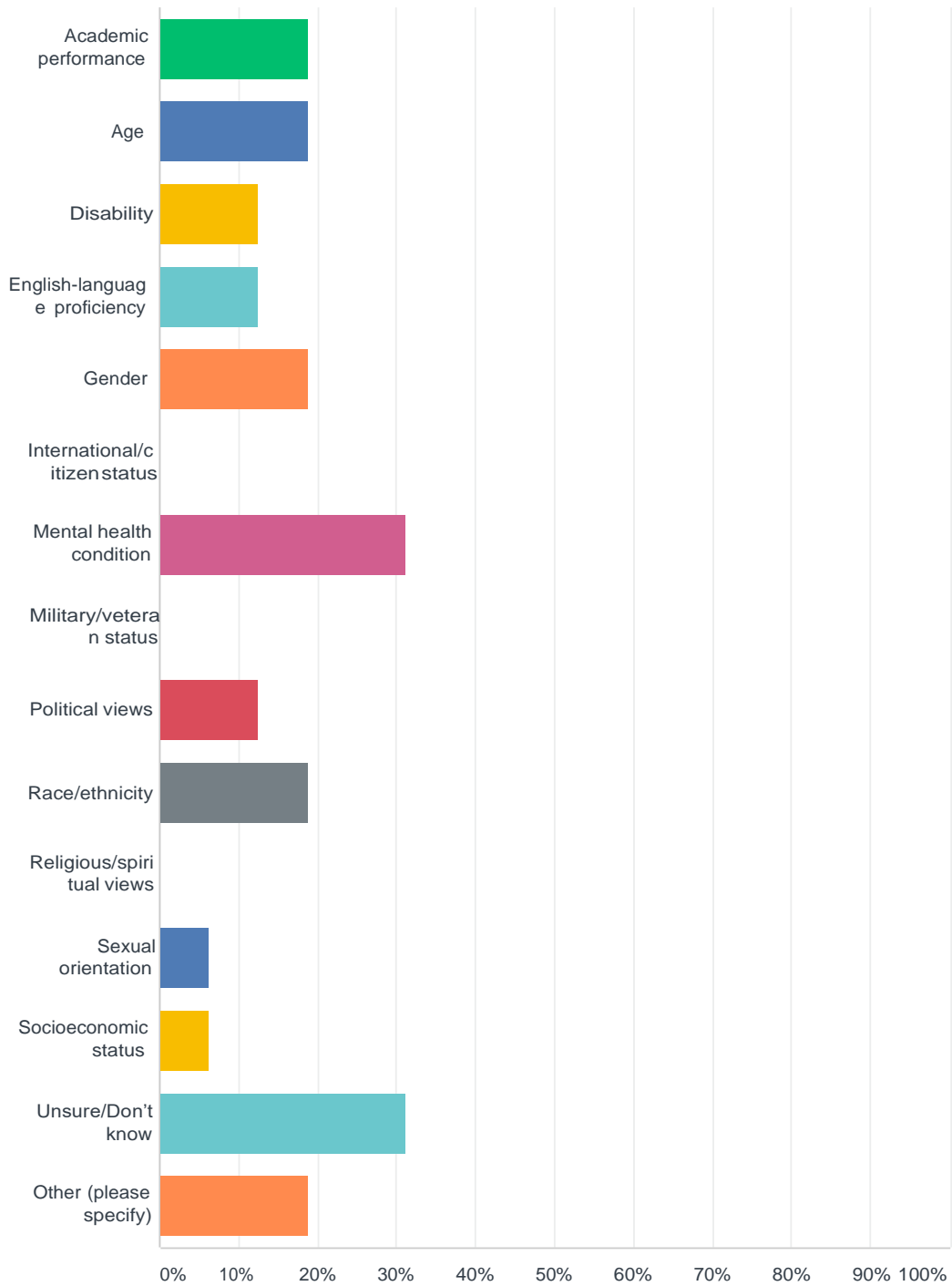


ANSWER CHOICES	RESPONSES	
Yes	12.96%	14
No	75.00%	81
Unsure/Don't know	12.04%	13
TOTAL		108

Q82 What do you believe was the reason for this behavior? (select all that apply)

Answered: 16 Skipped: 105

NY Campus Climate Survey



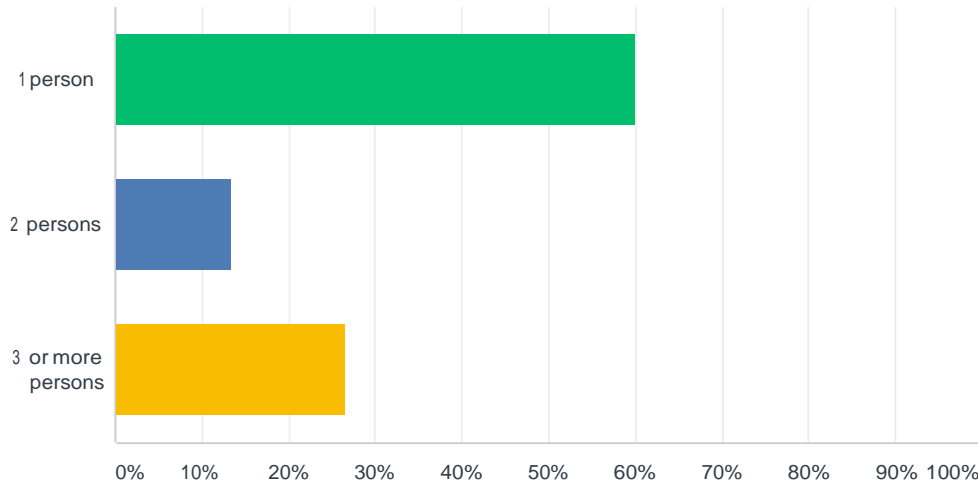
ANSWER CHOICES	RESPONSES	
Academic performance	18.75%	3
Age	18.75%	3
Disability	12.50%	2
English-language proficiency	12.50%	2
Gender	18.75%	3
International/citizen status	0.00%	0

NY Campus Climate Survey

Mental health condition	31.25%	5
Military/veteran status	0.00%	0
Political views	12.50%	2
Race/ethnicity	18.75%	3
Religious/spiritual views	0.00%	0
Sexual orientation	6.25%	1
Socioeconomic status	6.25%	1
Unsure/Don't know	31.25%	5
Other (please specify)	18.75%	3
Total Respondents: 16		

Q83 How many different people behaved this way?

Answered: 15 Skipped: 106

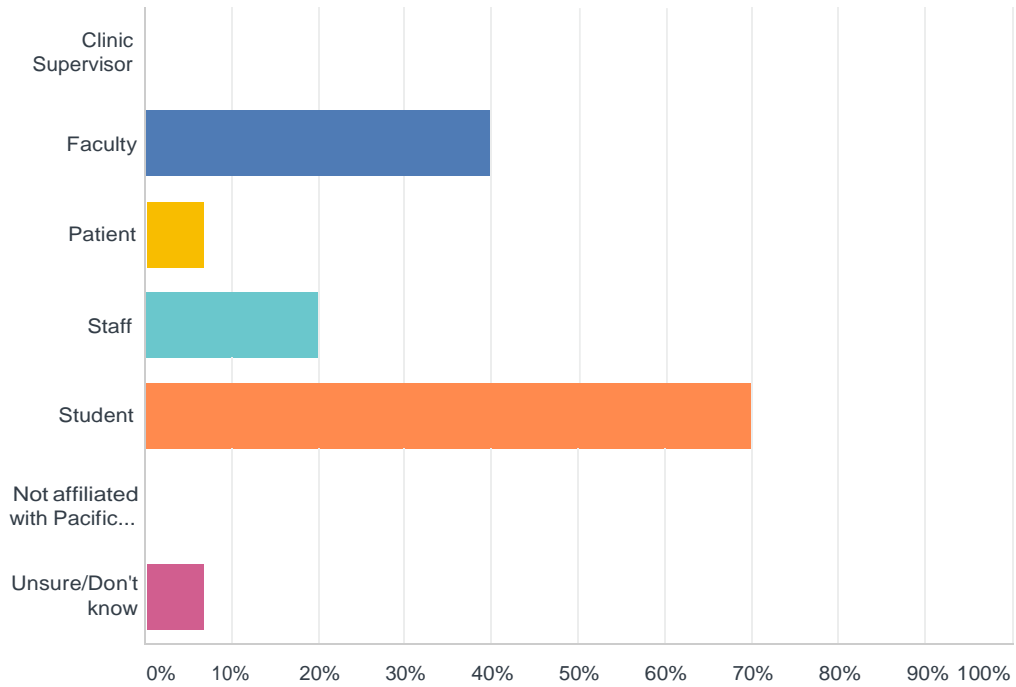


ANSWER CHOICES	RESPONSES
1 person	60.00% 9
2 persons	13.33% 2
3 or more persons	26.67% 4
TOTAL	15

Q84 How was/were the person(s) affiliated with Pacific College? (select all that apply)

NY Campus Climate Survey

Answered: 15 Skipped: 106

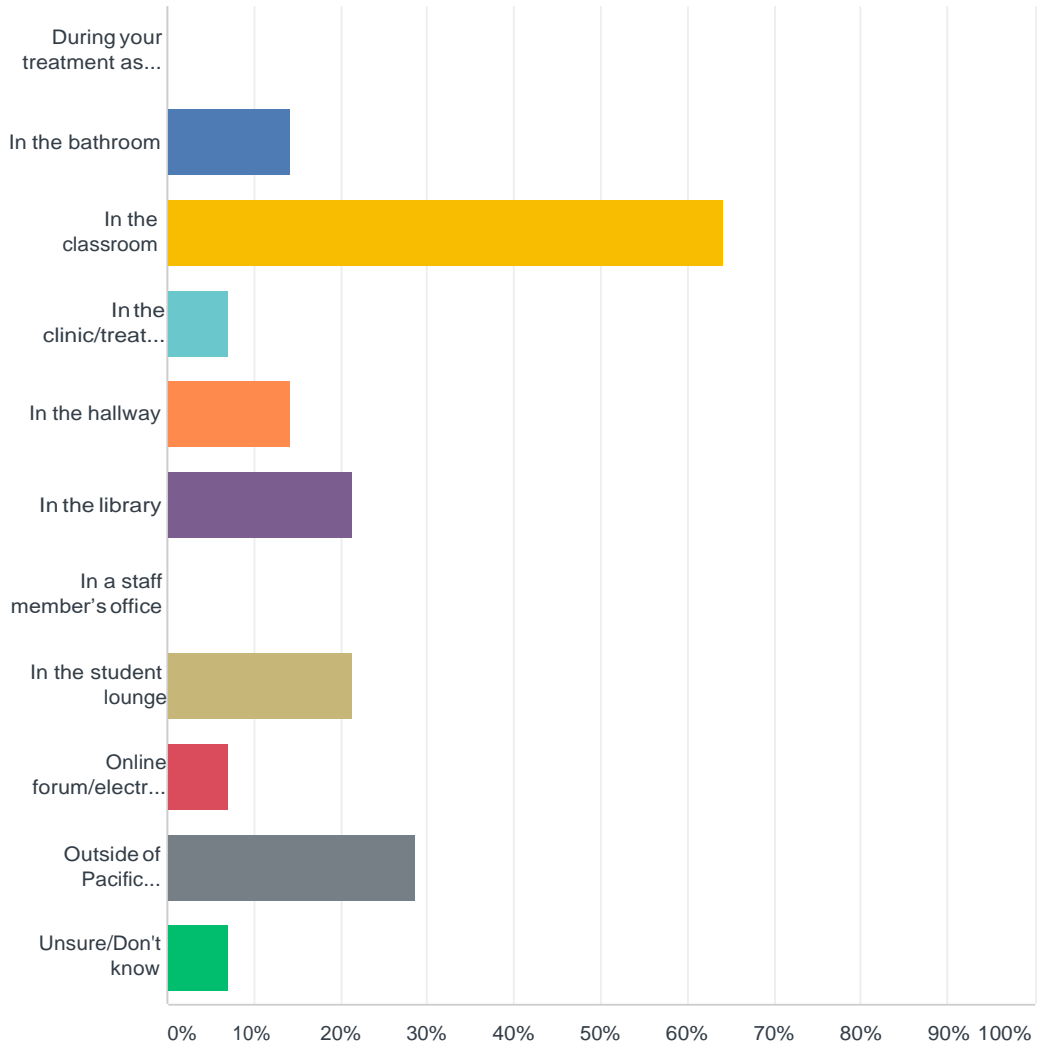


ANSWER CHOICES	RESPONSES
Clinic Supervisor	0.00% 0
Faculty	40.00% 6
Patient	6.67% 1
Staff	20.00% 3
Student	66.67% 10
Not affiliated with Pacific College	0.00% 0
Unsure/Don't know	6.67% 1
Total Respondents: 15	

Q85 Where did the incident(s) occur? (select all that apply)

Answered: 14 Skipped: 107

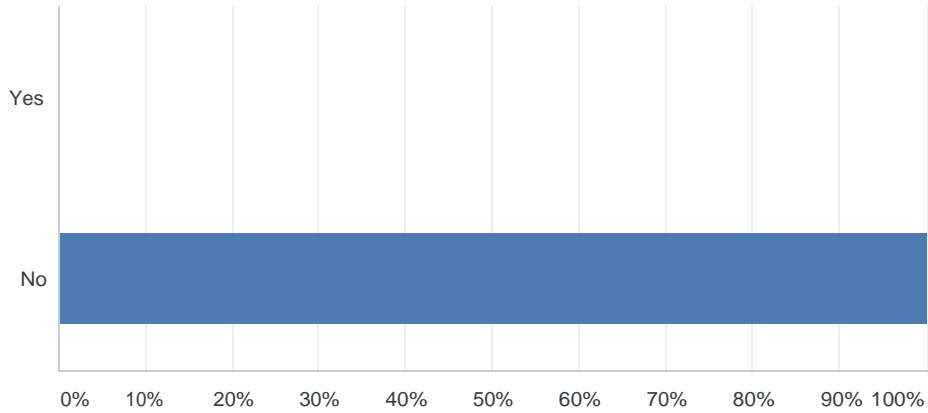
NY Campus Climate Survey



ANSWER CHOICES	RESPONSES	
During your treatment as a patient	0.00%	0
In the bathroom	14.29%	2
In the classroom	64.29%	9
In the clinic/treatment room	7.14%	1
In the hallway	14.29%	2
In the library	21.43%	3
In a staff member's office	0.00%	0
In the student lounge	21.43%	3
Online forum/electronic communication	7.14%	1
Outside of Pacific College/not on campus	28.57%	4
Unsure/Don't know	7.14%	1
Total Respondents: 14		

Q86 Did you report the incident(s)?

Answered: 15 Skipped: 106



ANSWER CHOICES	RESPONSES
Yes	0.00% 0
No	100.00% 15
TOTAL	15

Q87 Who did you report the incident(s) to at the College? (select all that apply)

Answered: 0 Skipped: 121

! No matching responses.

ANSWER CHOICES	RESPONSES
Clinic Supervisor	0.00% 0
Faculty member	0.00% 0
Staff member	0.00% 0
Student	0.00% 0
Unsure/Don't know	0.00% 0
Total Respondents: 0	

#	OTHER (PLEASE SPECIFY)	DATE
	There are no responses.	

Q88 Do you feel the report was responded to appropriately?

Answered: 0 Skipped: 121

! No matching responses.

ANSWER CHOICES	RESPONSES
Yes	0.00% 0
No	0.00% 0
Unsure/Don't know	0.00% 0
TOTAL	0

Q89 Why do you feel the report was not responded to appropriately?

Answered: 0 Skipped: 121

! No matching responses.

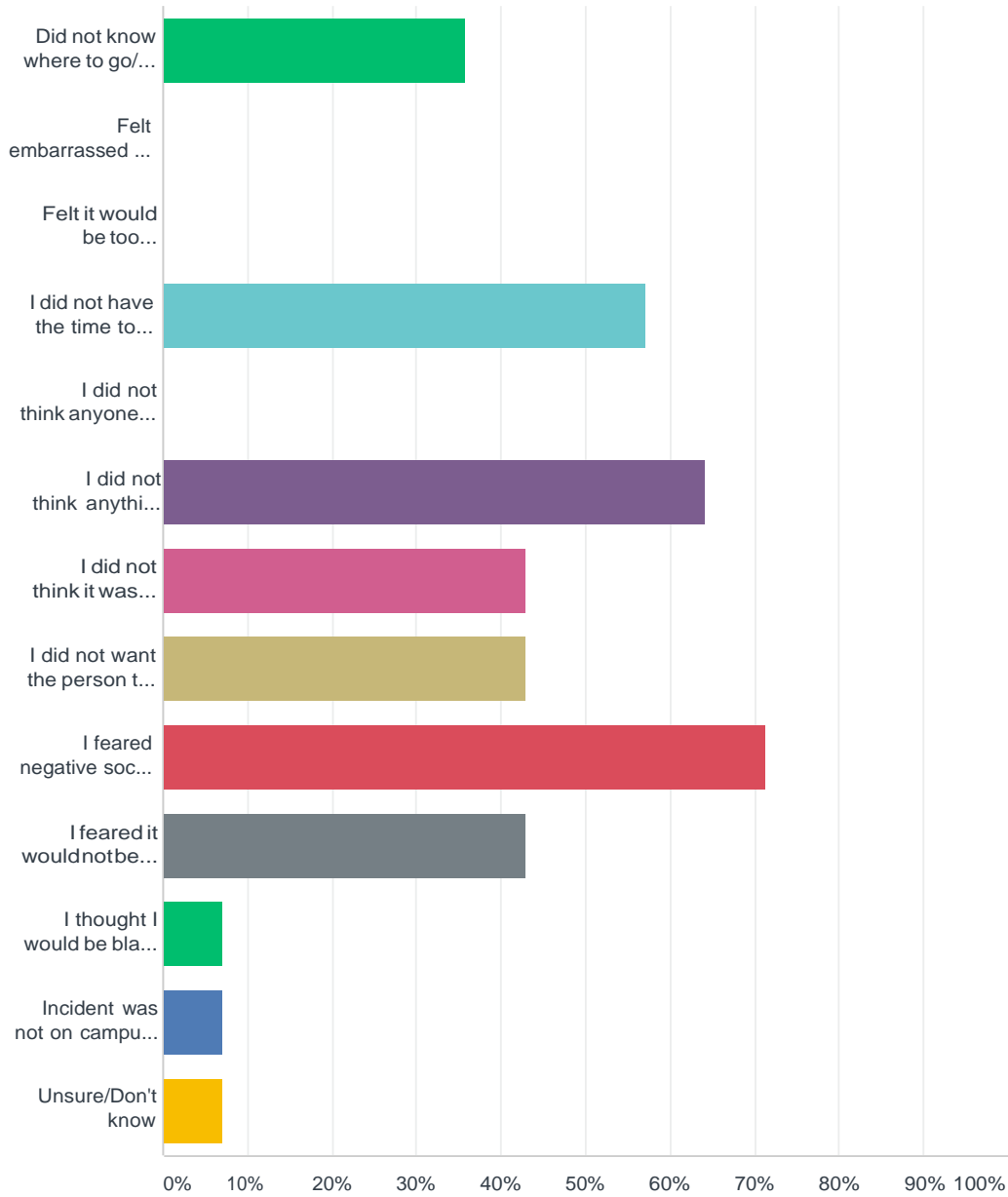
ANSWER CHOICES	RESPONSES
No one contacted me	0.00% 0
I was contacted, but not given referrals to resources/services	0.00% 0
I was contacted, but the outcome was not what I wanted	0.00% 0
Report is still in progress/pending	0.00% 0
Unsure/Don't know	0.00% 0
TOTAL	0

#	OTHER (PLEASE SPECIFY)	DATE
	There are no responses.	

Q90 What was/were the reason(s) why you did not report the incident(s) to anyone at the College? (select all that apply)

Answered: 14 Skipped: 107

NY Campus Climate Survey



ANSWER CHOICES	RESPONSES	
Did not know where to go/who to tell	35.71%	5
Felt embarrassed or ashamed	0.00%	0
Felt it would be too emotionally difficult to deal with	0.00%	0
I did not have the time to deal with it due to academics, work, etc.	57.14%	8
I did not think anyone would believe me	0.00%	0
I did not think anything would be done	64.29%	9
I did not think it was serious enough to report	42.86%	6
I did not want the person to get into trouble	42.86%	6
I feared negative social consequences	71.43%	10

NY Campus Climate Survey

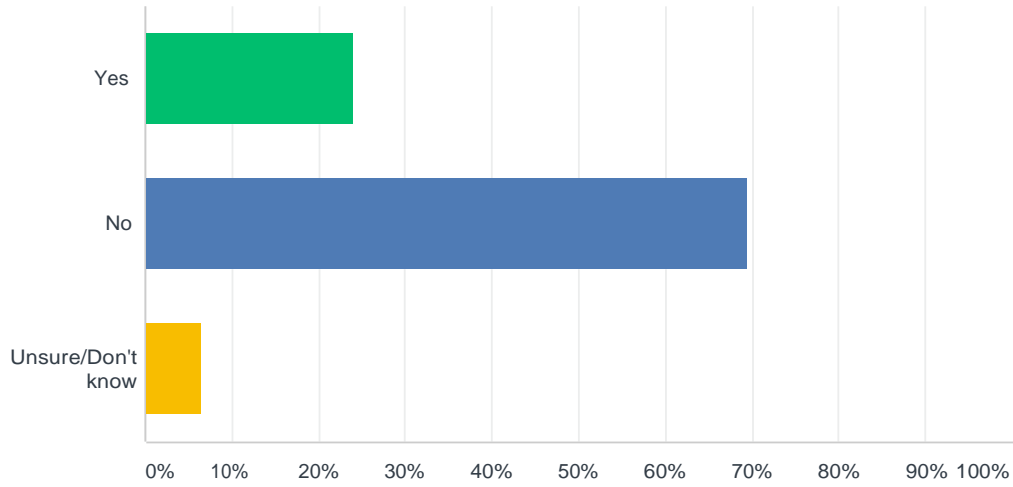
I feared it would not be kept confidential	42.86%	6
I thought I would be blamed for what happened	7.14%	1
Incident was not on campus or associated with the school	7.14%	1
Unsure/Don't know	7.14%	1
Total Respondents: 14		

Q91 We are interested in hearing more about your experiences. If you wish to elaborate on your experiences of conduct that you believe created an exclusionary, intimidating, offensive, and/or hostile environment, whether directed at you or someone else, please do so here.

Q92 Have you ever seriously considered leaving Pacific College?

Answered: 108 Skipped: 13

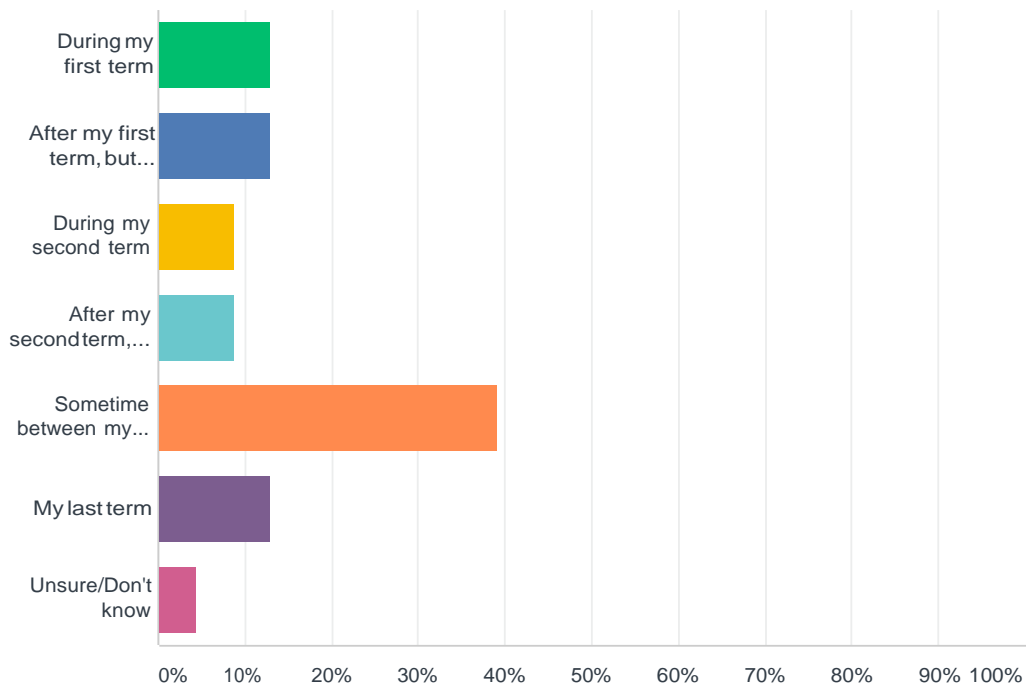
NY Campus Climate Survey



ANSWER CHOICES	RESPONSES	
Yes	24.07%	26
No	69.44%	75
Unsure/Don't know	6.48%	7
TOTAL		108

Q93 When did you seriously consider leaving Pacific College?

Answered: 23 Skipped: 98



ANSWER CHOICES	RESPONSES	
During my first term	13.04%	3
After my first term, but before my second term	13.04%	3

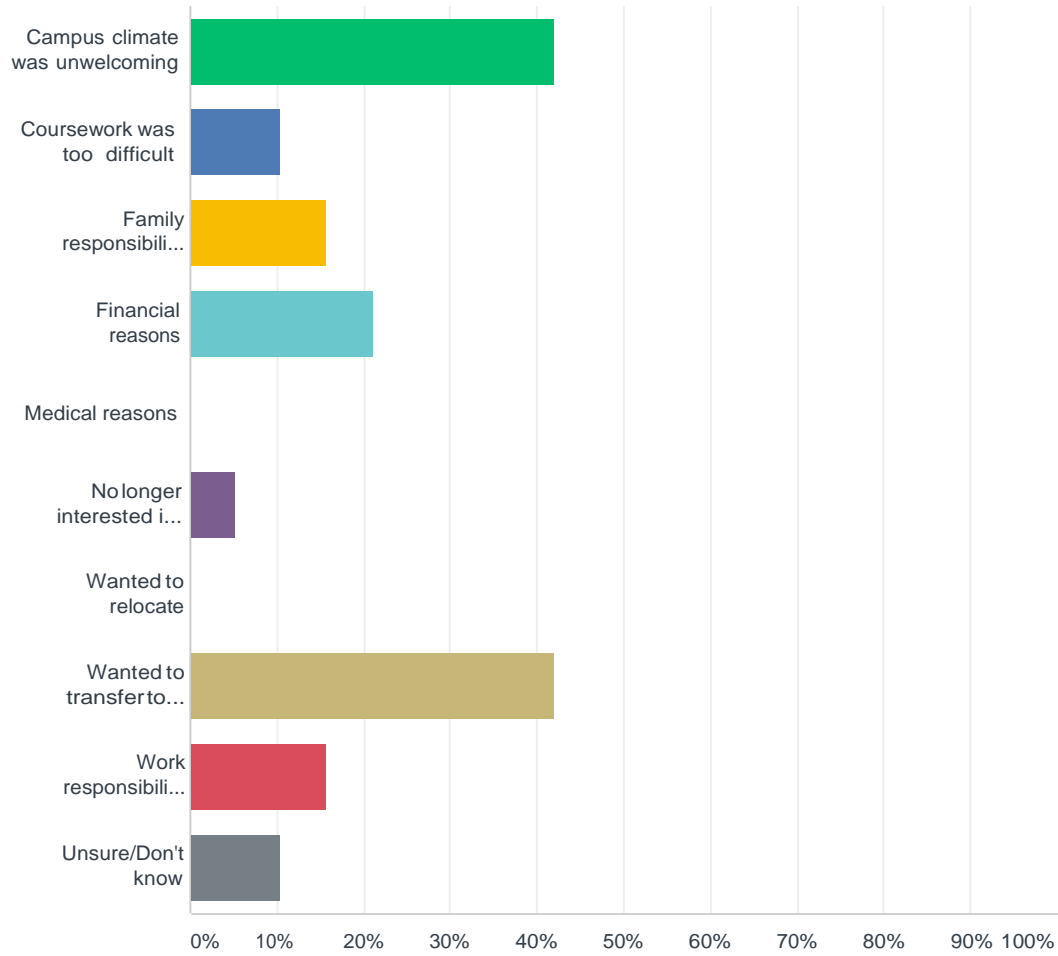
NY Campus Climate Survey

During my second term	8.70%	2
After my second term, but before my third term	8.70%	2
Sometime between my third term and my last term	39.13%	9
My last term	13.04%	3
Unsure/Don't know	4.35%	1
TOTAL		23

Q94 Why did you seriously consider leaving Pacific College? (select all that apply)

Answered: 19 Skipped: 102

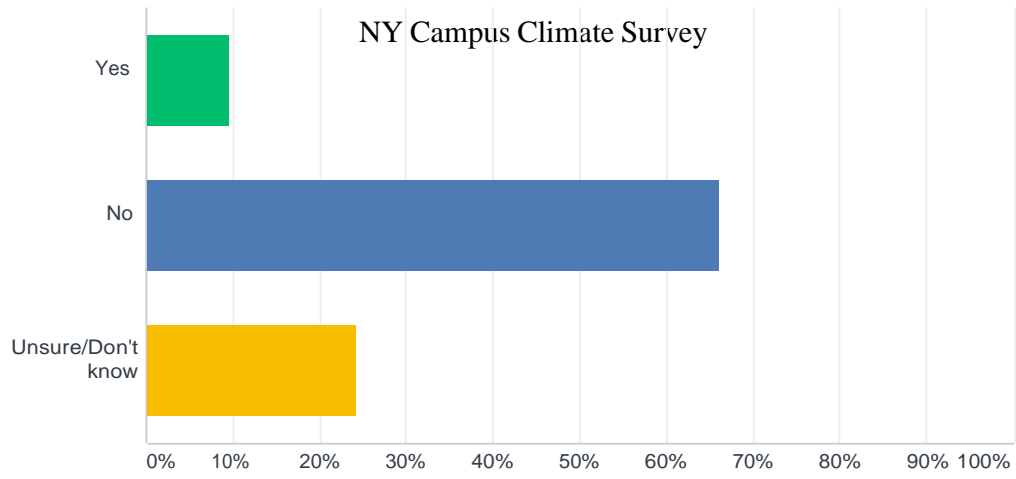
NY Campus Climate Survey



ANSWER CHOICES	RESPONSES	
Campus climate was unwelcoming	42.11%	8
Coursework was too difficult	10.53%	2
Family responsibilities	15.79%	3
Financial reasons	21.05%	4
Medical reasons	0.00%	0
No longer interested in the profession	5.26%	1
Wanted to relocate	0.00%	0
Wanted to transfer to another institution	42.11%	8
Work responsibilities	15.79%	3
Unsure/Don't know	10.53%	2
Total Respondents: 19		

Q95 Is sexual misconduct an issue at Pacific College?

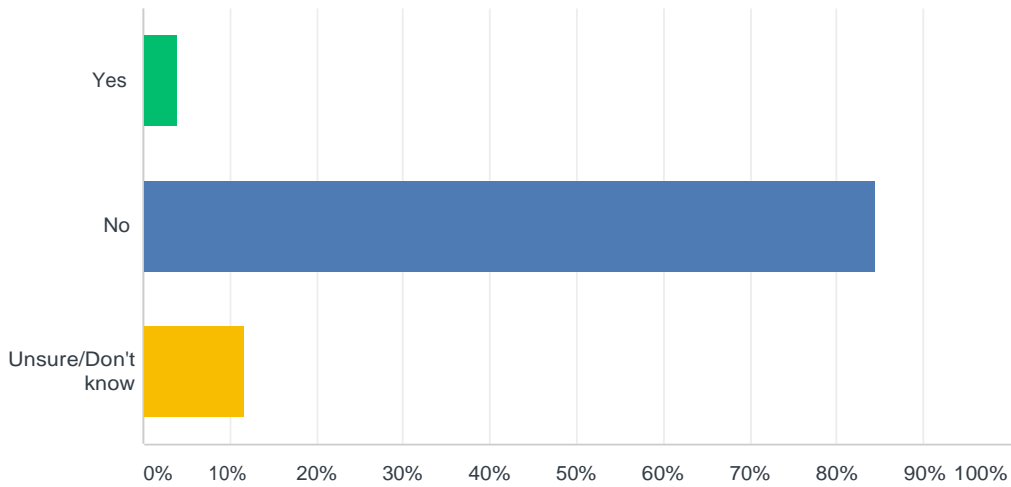
Answered: 103 Skipped: 18



ANSWER CHOICES	RESPONSES	
Yes	9.71%	10
No	66.02%	68
Unsure/Don't know	24.27%	25
TOTAL		103

Q96 Are you concerned that you will experience sexual misconduct and/or assault at Pacific College?

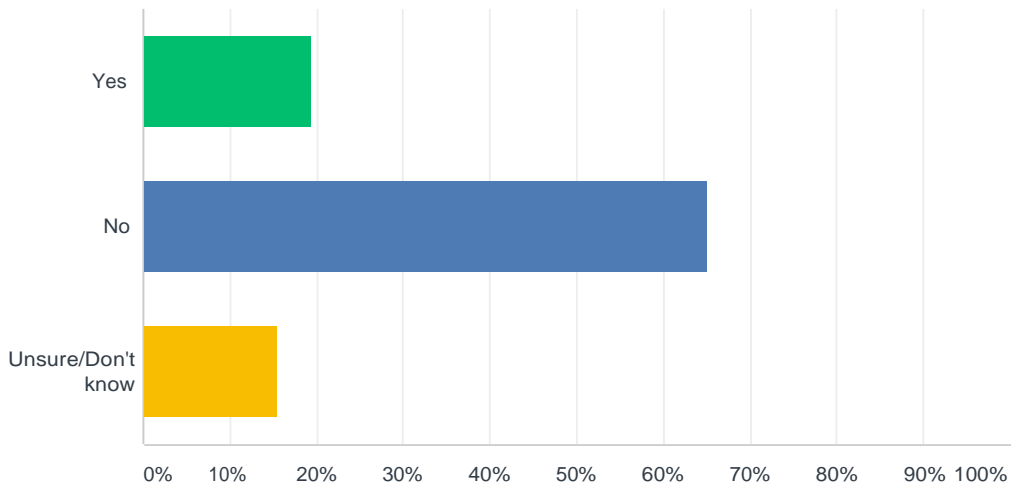
Answered: 103 Skipped: 18



ANSWER CHOICES	RESPONSES	
Yes	3.88%	4
No	84.47%	87
Unsure/Don't know	11.65%	12
TOTAL		103

Q97 Are you concerned that you will experience sexual misconduct and/or assault outside of Pacific College?

Answered: 103 Skipped: 18



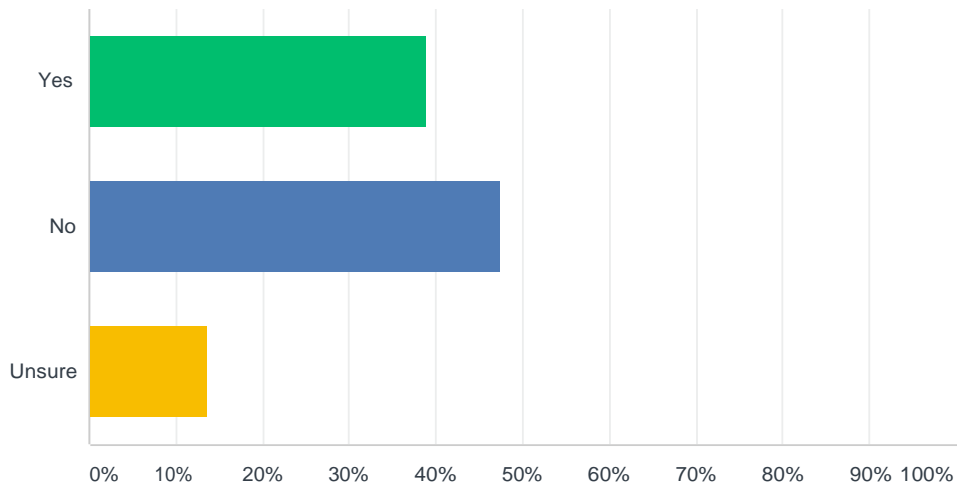
ANSWER CHOICES	RESPONSES	
Yes	19.42%	20

NY Campus Climate Survey

No	65.05%	67
Unsure/Don't know	15.53%	16
TOTAL		103

Q98 Have you received training from Pacific College in policies and procedures regarding incidents of sexual assault (e.g. what is defined as sexual assault, how to report an incident, confidential resources, procedures for investigating, etc.)?

Answered: 103 Skipped: 18

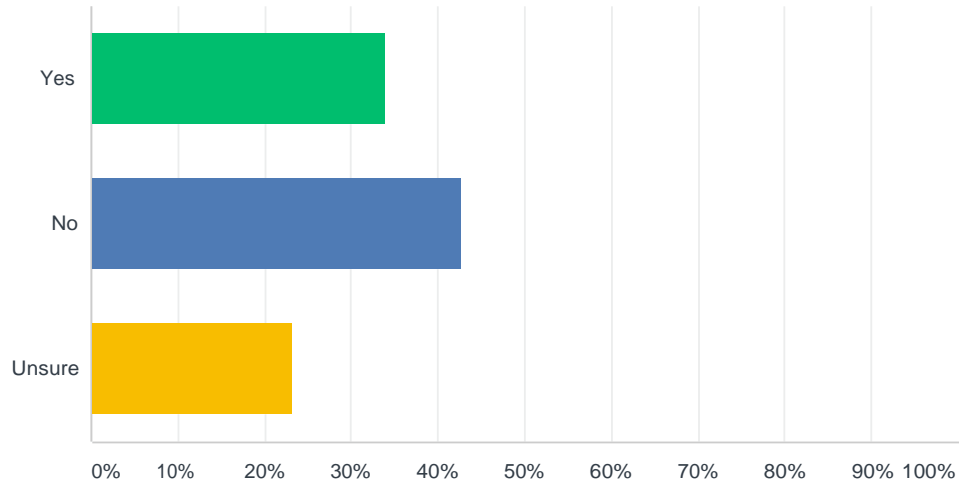


ANSWER CHOICES	RESPONSES	
Yes	38.83%	40
No	47.57%	49
Unsure	13.59%	14
TOTAL		103

Q99 Do you know how consent for a sexual interaction is defined by Pacific College?

Answered: 103 Skipped: 18

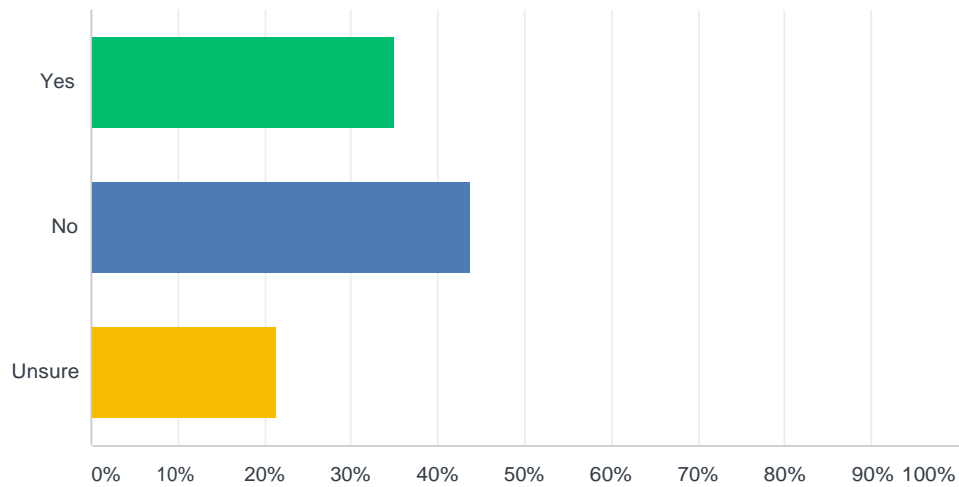
NY Campus Climate Survey



ANSWER CHOICES	RESPONSES	
Yes	33.98%	35
No	42.72%	44
Unsure	23.30%	24
TOTAL		103

Q100 Do you know how sexual assault and sexual misconduct are defined by Pacific College?

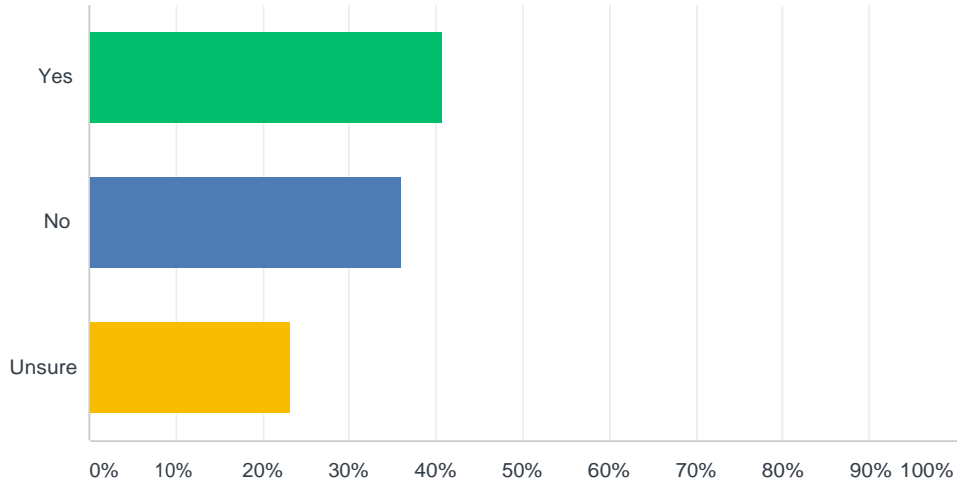
Answered: 103 Skipped: 18



ANSWER CHOICES	RESPONSES	
Yes	34.95%	36
No	43.69%	45
Unsure	21.36%	22
TOTAL		103

Q101 Do you know where to make a report of sexual assault or sexual misconduct at Pacific College?

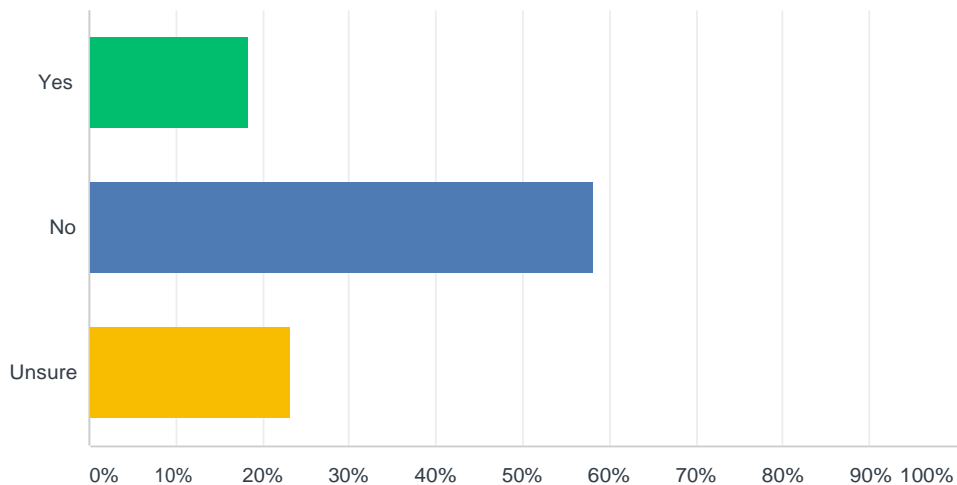
Answered: 103 Skipped: 18



ANSWER CHOICES	RESPONSES
Yes	40.78% 42
No	35.92% 37
Unsure	23.30% 24
TOTAL	103

Q102 Do you know what happens when a student reports an incident of sexual assault or sexual misconduct at Pacific College?

Answered: 103 Skipped: 18



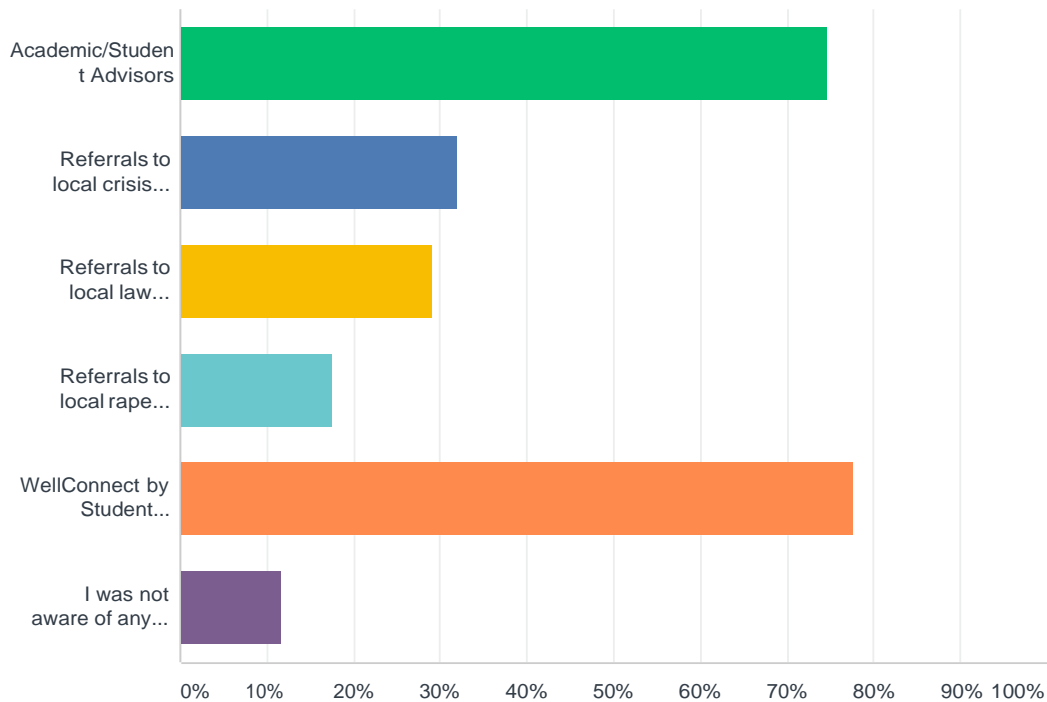
ANSWER CHOICES	RESPONSES
----------------	-----------

NY Campus Climate Survey

Yes	18.45%	19
No	58.25%	60
Unsure	23.30%	24
TOTAL		103

Q103 Please select all resources and services you were aware the College provided for those affected by sexual assault and sexual misconduct. (Select all that apply)

Answered: 103 Skipped: 18

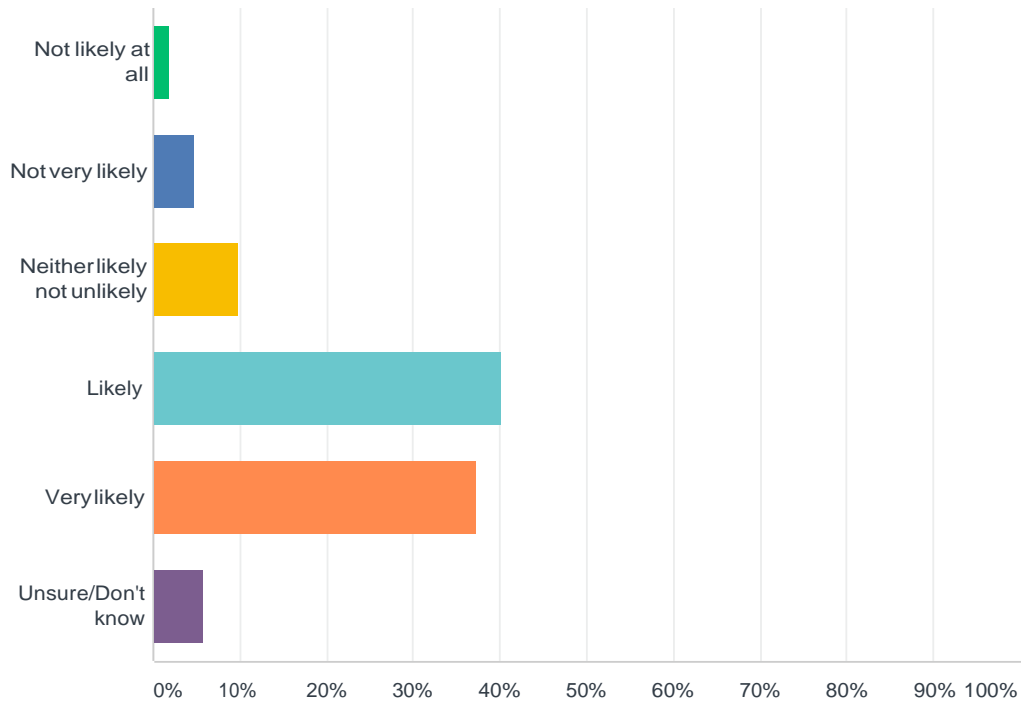


ANSWER CHOICES	RESPONSES	
Academic/Student Advisors	74.76%	77
Referrals to local crisis organizations (WomanKind, NYCWell, SafeHorizon, etc.)	32.04%	33
Referrals to local law enforcement	29.13%	30
Referrals to local rape crisis centers	17.48%	18
WellConnect by Student Resource Services	77.67%	80
I was not aware of any resources	11.65%	12
Total Respondents: 103		

Q104 If your friends are making comments, jokes, or gestures of an unwanted sexual nature, how likely are you to say something to try to get them to stop?

NY Campus Climate Survey

Answered: 102 Skipped: 19

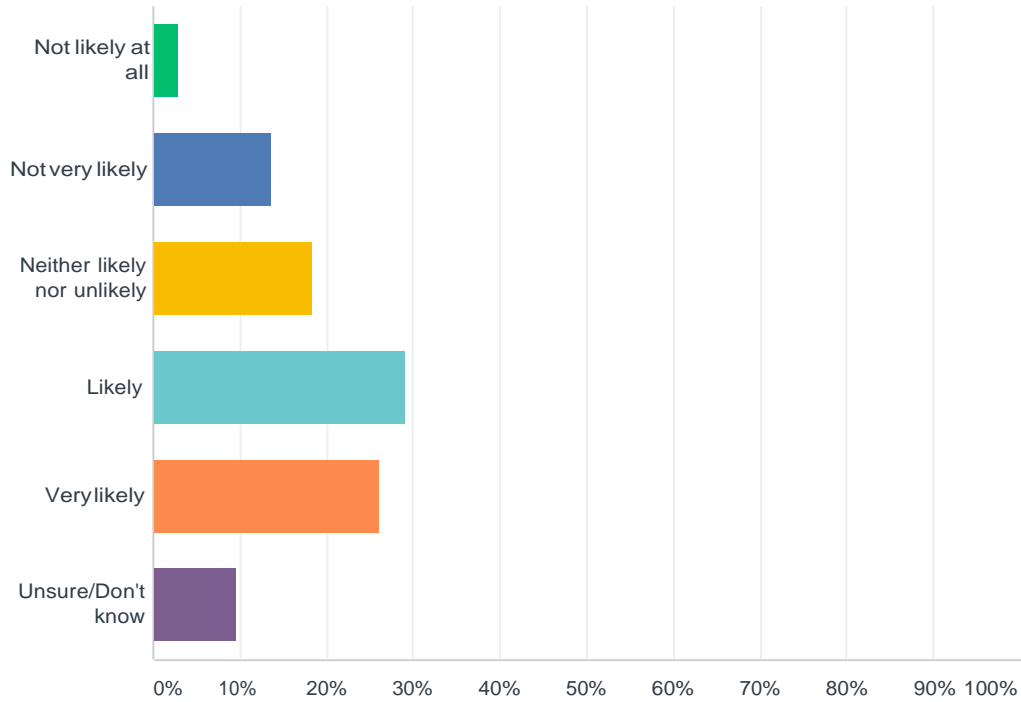


ANSWER CHOICES	RESPONSES
Not likely at all	1.96% 2
Not very likely	4.90% 5
Neither likely not unlikely	9.80% 10
Likely	40.20% 41
Very likely	37.25% 38
Unsure/Don't know	5.88% 6
TOTAL	102

Q105 If people you don't know very well are making comments, jokes, or gestures of an unwanted sexual nature, how likely are you to say something to try to get them to stop?

Answered: 103 Skipped: 18

NY Campus Climate Survey

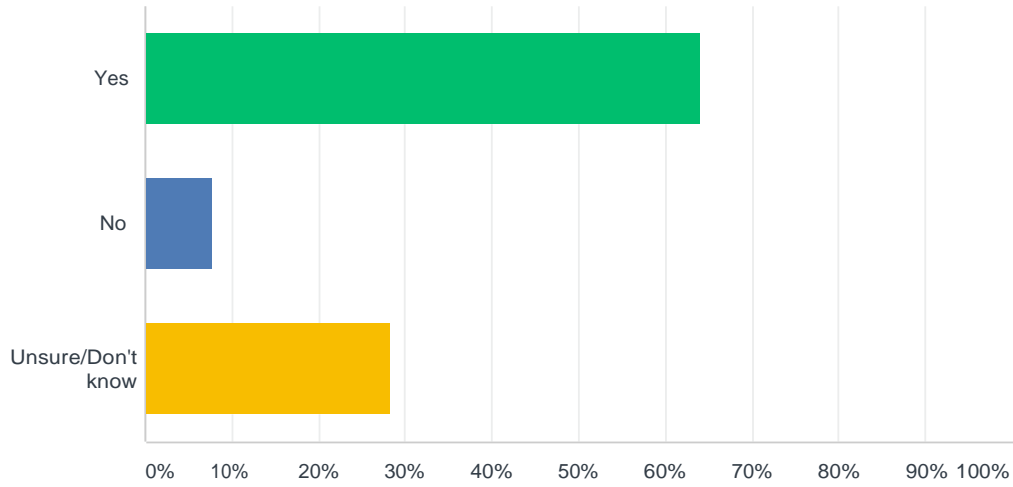


ANSWER CHOICES	RESPONSES	
Not likely at all	2.91%	3
Not very likely	13.59%	14
Neither likely nor unlikely	18.45%	19
Likely	29.13%	30
Very likely	26.21%	27
Unsure/Don't know	9.71%	10
TOTAL		103

Q106 If someone were to report a sexual assault or sexual misconduct to an official at Pacific College, do you think the campus official would take the report seriously?

Answered: 103 Skipped: 18

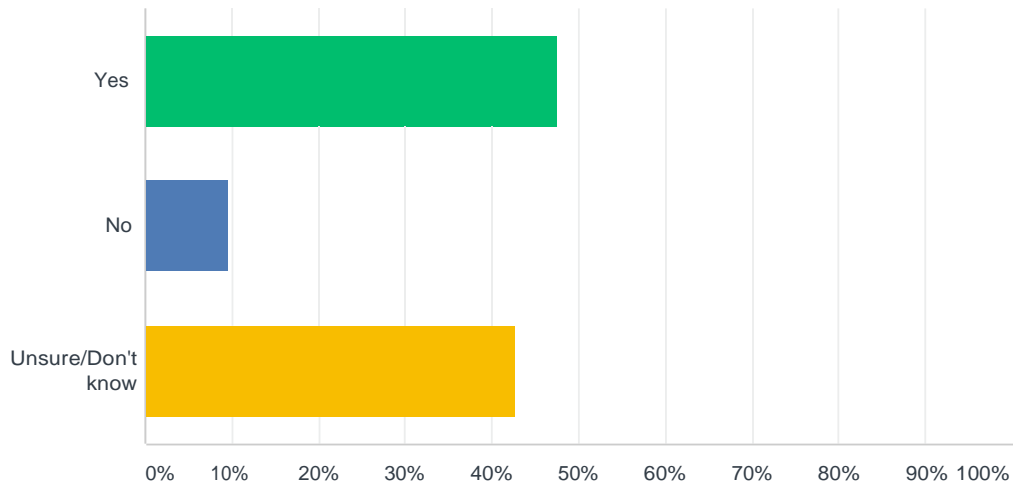
NY Campus Climate Survey



ANSWER CHOICES	RESPONSES	
Yes	64.08%	66
No	7.77%	8
Unsure/Don't know	28.16%	29
TOTAL		103

Q107 If someone were to report a sexual assault or sexual misconduct to an official at Pacific College, do you think the campus officials would conduct a fair investigation?

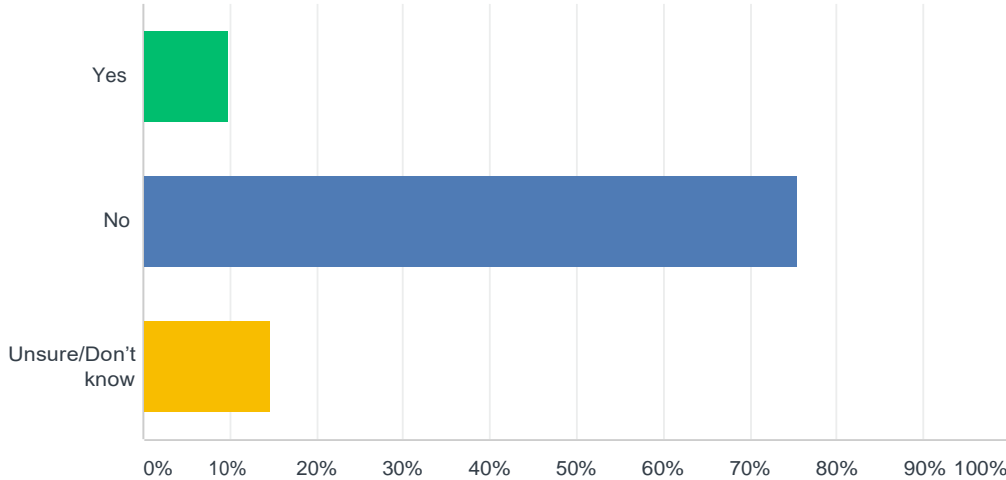
Answered: 103 Skipped: 18



ANSWER CHOICES	RESPONSES	
Yes	47.57%	49
No	9.71%	10
Unsure/Don't know	42.72%	44
TOTAL		103

Q108 During the last year, has anyone at Pacific College made sexual remarks (such as jokes or stories) in your presence that were insulting or offensive to you?

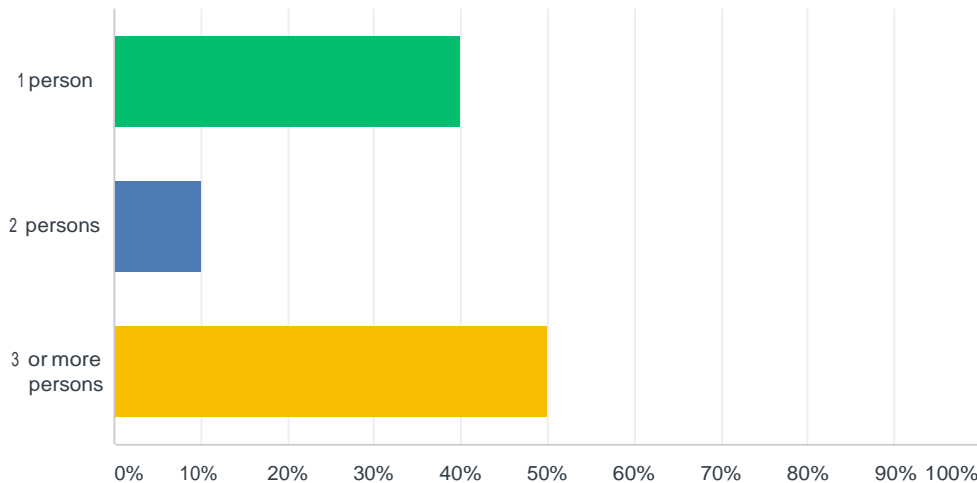
Answered: 102 Skipped: 19



ANSWER CHOICES	RESPONSES	
Yes	9.80%	10
No	75.49%	77
Unsure/Don't know	14.71%	15
TOTAL		102

Q109 How many different people behaved this way?

Answered: 10 Skipped: 111



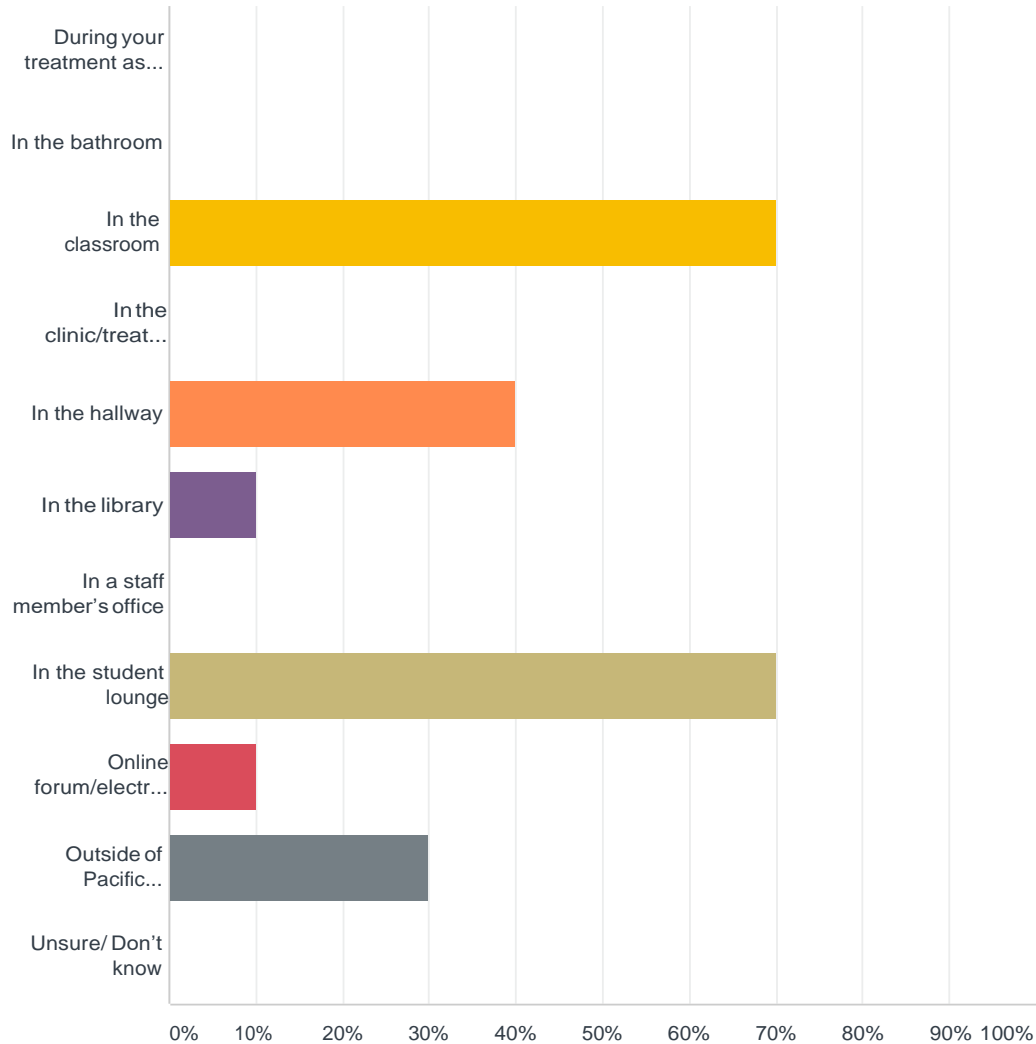
ANSWER CHOICES	RESPONSES	
1 person	40.00%	4

NY Campus Climate Survey

2 persons	10.00%	1
3 or more persons	50.00%	5
TOTAL		10

Q110 Where did the behavior(s) occur? (select all that apply)

Answered: 10 Skipped: 111



ANSWER CHOICES	RESPONSES
During your treatment as a patient	0.00% 0
In the bathroom	0.00% 0
In the classroom	70.00% 7
In the clinic/treatment room	0.00% 0
In the hallway	40.00% 4
In the library	10.00% 1
In a staff member's office	0.00% 0

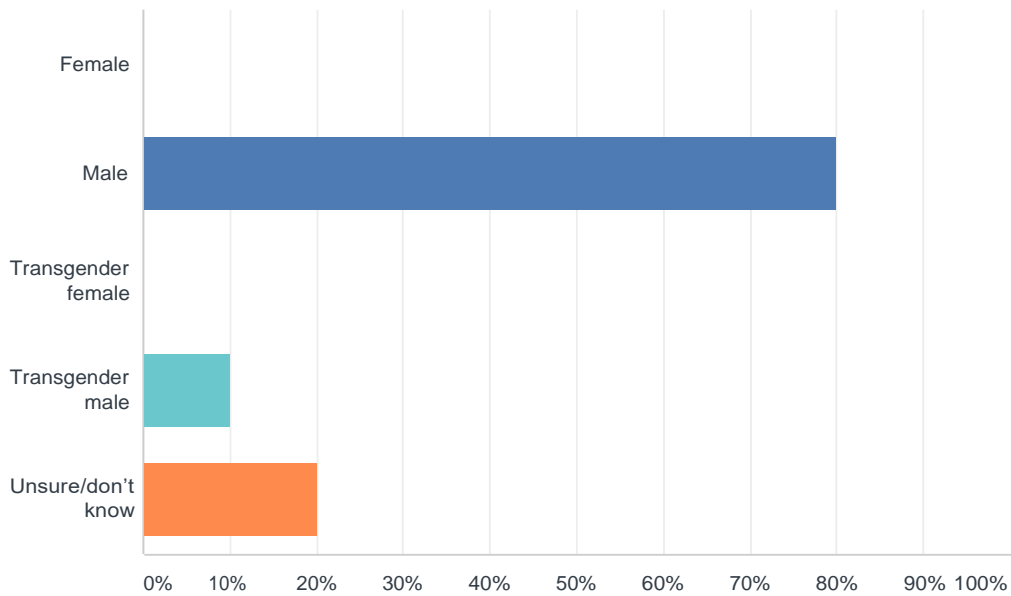
NY Campus Climate Survey

In the student lounge	70.00%	7
Online forum/electronic communication	10.00%	1
Outside of Pacific College/not on campus	30.00%	3
Unsure/ Don't know	0.00%	0
Total Respondents: 10		

#	OTHER (PLEASE SPECIFY)	DATE
There are no responses.		

Q111 What was the gender of the person(s) involved? (select all that apply)

Answered: 10 Skipped: 111



ANSWER CHOICES	RESPONSES	
Female	0.00%	0
Male	80.00%	8
Transgender female	0.00%	0
Transgender male	10.00%	1
Unsure/don't know	20.00%	2
Total Respondents: 10		

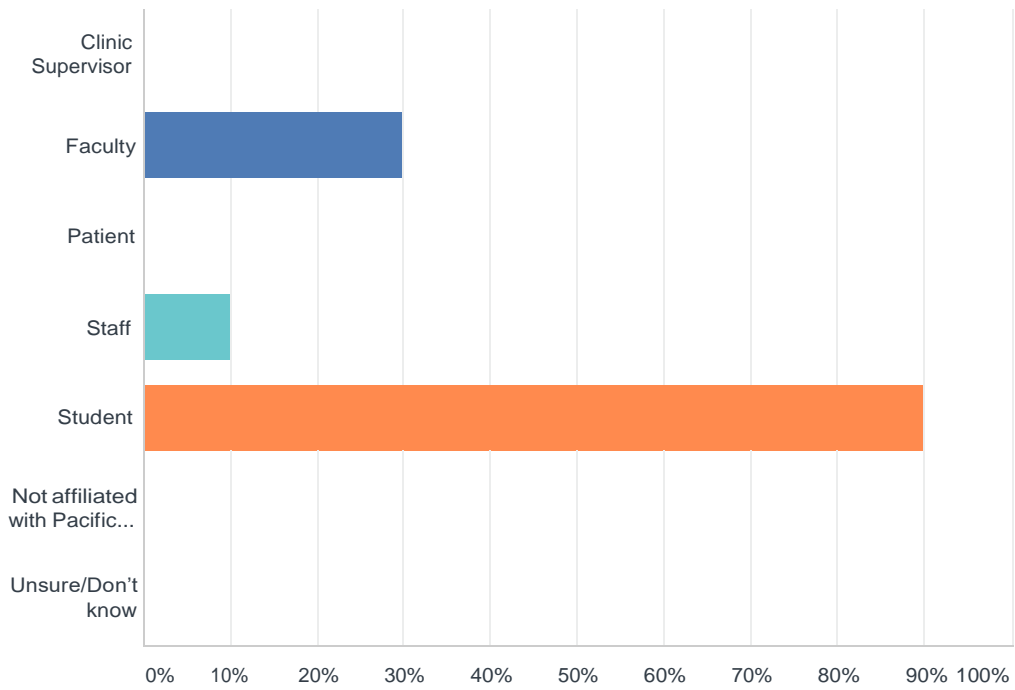
#	OTHER (PLEASE SPECIFY)	DATE
There are no responses.		

Q112 How was/were the person(s) affiliated with Pacific College? (select

NY Campus Climate Survey

all that apply)

Answered: 10 Skipped: 111

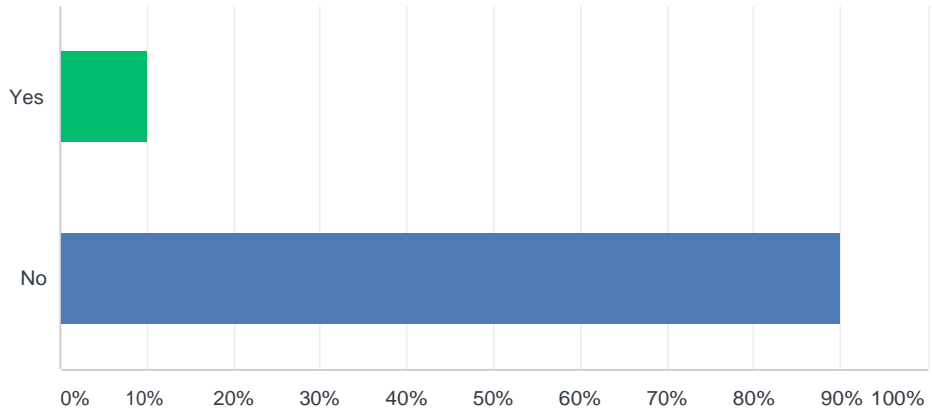


ANSWER CHOICES	RESPONSES	
Clinic Supervisor	0.00%	0
Faculty	30.00%	3
Patient	0.00%	0
Staff	10.00%	1
Student	90.00%	9
Not affiliated with Pacific College	0.00%	0
Unsure/Don't know	0.00%	0
Total Respondents: 10		

Q113 Did you report the incident(s) to anyone at the College?

Answered: 10 Skipped: 111

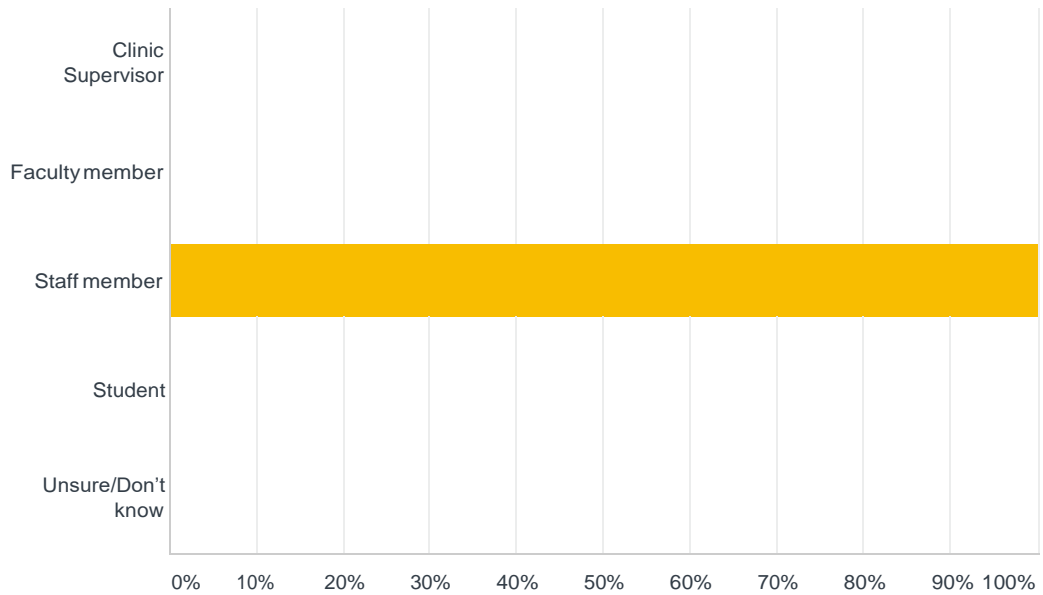
NY Campus Climate Survey



ANSWER CHOICES	RESPONSES	
Yes	10.00%	1
No	90.00%	9
TOTAL		10

Q114 Who did you report the incident to at the College? (select all that apply)

Answered: 1 Skipped: 120



ANSWER CHOICES	RESPONSES	
Clinic Supervisor	0.00%	0
Faculty member	0.00%	0
Staff member	100.00%	1
Student	0.00%	0
Unsure/Don't know	0.00%	0

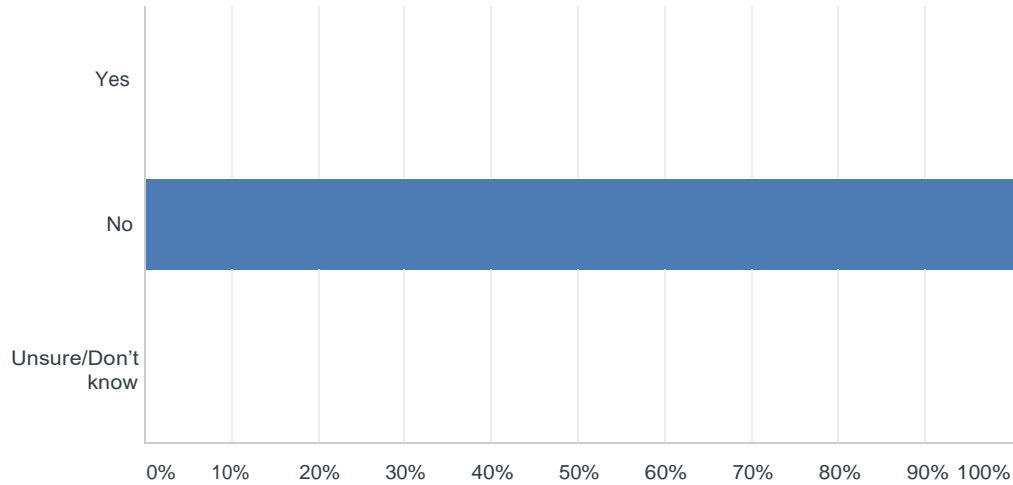
NY Campus Climate Survey

Total Respondents: 1

#	OTHER (PLEASE SPECIFY)	DATE
	There are no responses.	

Q115 Do you feel the report was responded to appropriately?

Answered: 1 Skipped: 120



ANSWER CHOICES	RESPONSES	
Yes	0.00%	0
No	100.00%	1
Unsure/Don't know	0.00%	0
TOTAL		1

Q116 Why do you feel the report was not responded to appropriately?

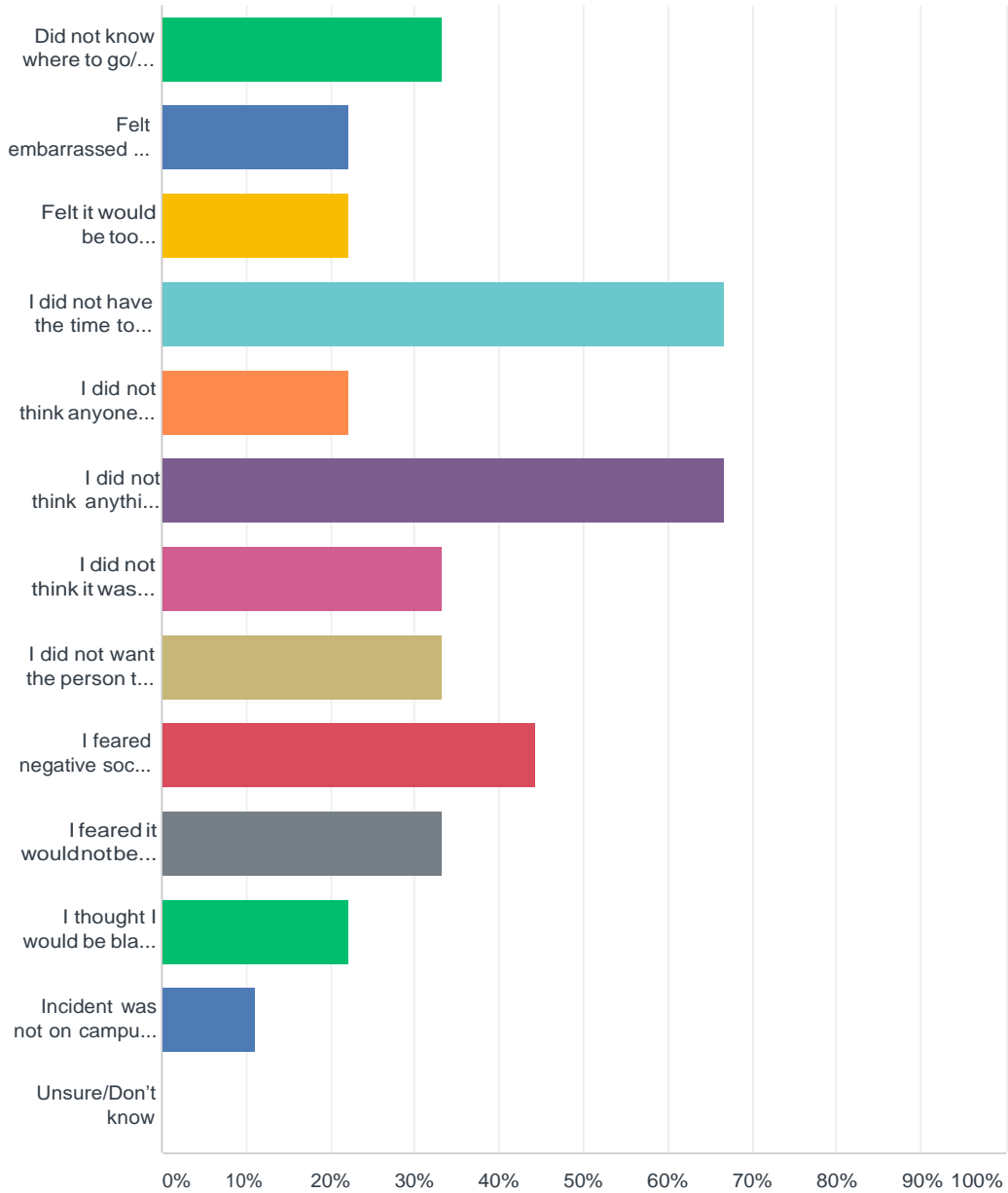
Answered: 0 Skipped: 121

! No matching responses.

ANSWER CHOICES	RESPONSES	
No one contacted me	0.00%	0
I was contacted, but not given referrals to resources/services	0.00%	0
I was contacted, but the outcome was not what I wanted	0.00%	0
Report is still in progress/pending	0.00%	0
Unsure/Don't know	0.00%	0

Q117 What was/were the reason(s) for why you did not report the incident(s) to anyone at the College? (select all that apply)

Answered: 9 Skipped: 112



ANSWER CHOICES

RESPONSES

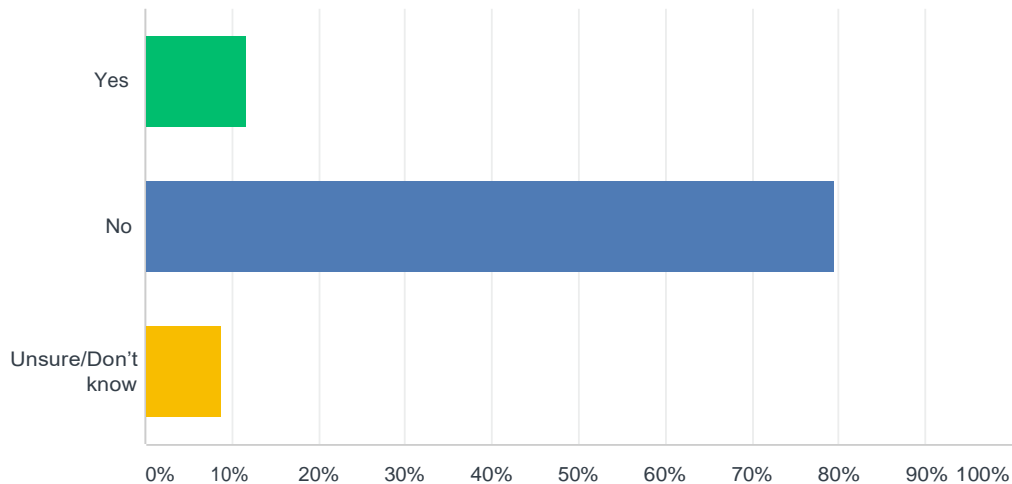
NY Campus Climate Survey

Did not know where to go/who to tell	33.33%	3
Felt embarrassed or ashamed	22.22%	2
Felt it would be too emotionally difficult to deal with	22.22%	2
I did not have the time to deal with it due to academics, work, etc.	66.67%	6
I did not think anyone would believe me	22.22%	2
I did not think anything would be done	66.67%	6
I did not think it was serious enough to report	33.33%	3
I did not want the person to get into trouble	33.33%	3
I feared negative social consequences	44.44%	4
I feared it would not be kept confidential	33.33%	3
I thought I would be blamed for what happened	22.22%	2
Incident was not on campus or associated with the school	11.11%	1
Unsure/Don't know	0.00%	0
Total Respondents: 9		

#	OTHER (PLEASE SPECIFY)	DATE
1	He was testing social boundaires and was promptly shut down by his peer group.	2/3/2018 10:47 AM

Q118 During the last year, has anyone at Pacific College made inappropriate or offensive comments about your body, appearance, and/or attractiveness in your presence?

Answered: 102 Skipped: 19

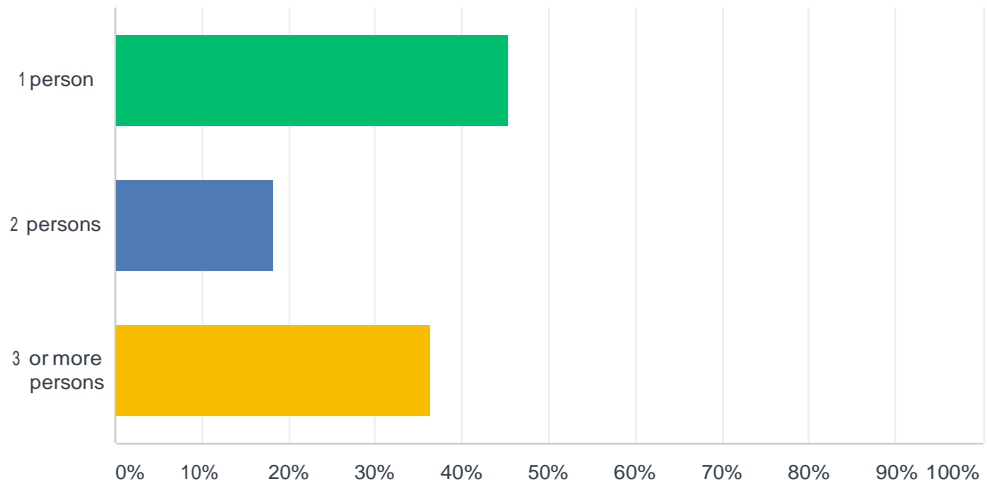


ANSWER CHOICES	RESPONSES	
Yes	11.76%	12
No	79.41%	81

Unsure/Don't know	8.82%	9
TOTAL		102

Q119 How many different people behaved this way?

Answered: 11 Skipped: 110

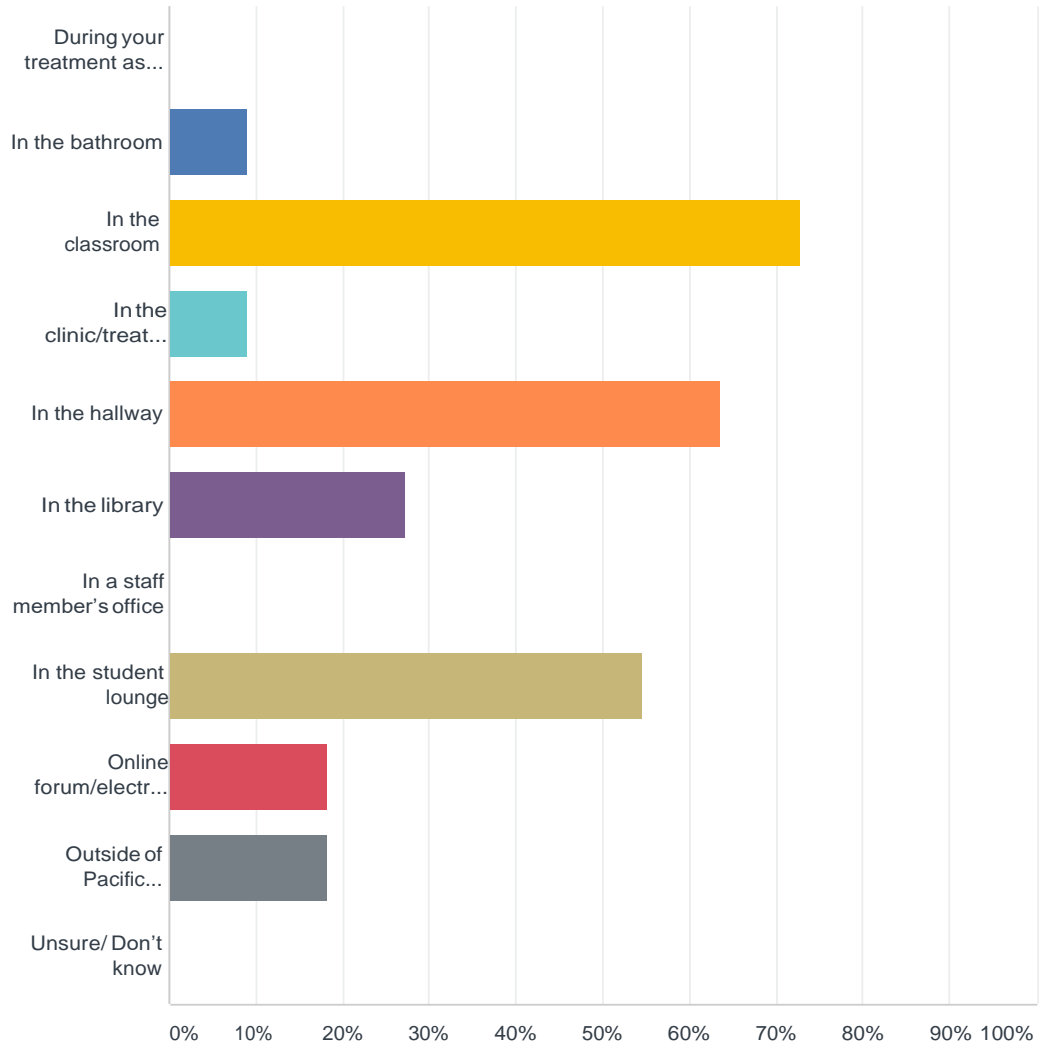


ANSWER CHOICES	RESPONSES
1 person	45.45% 5
2 persons	18.18% 2
3 or more persons	36.36% 4
TOTAL	11

Q120 Where did the behavior(s) occur? (select all that apply)

Answered: 11 Skipped: 110

NY Campus Climate Survey



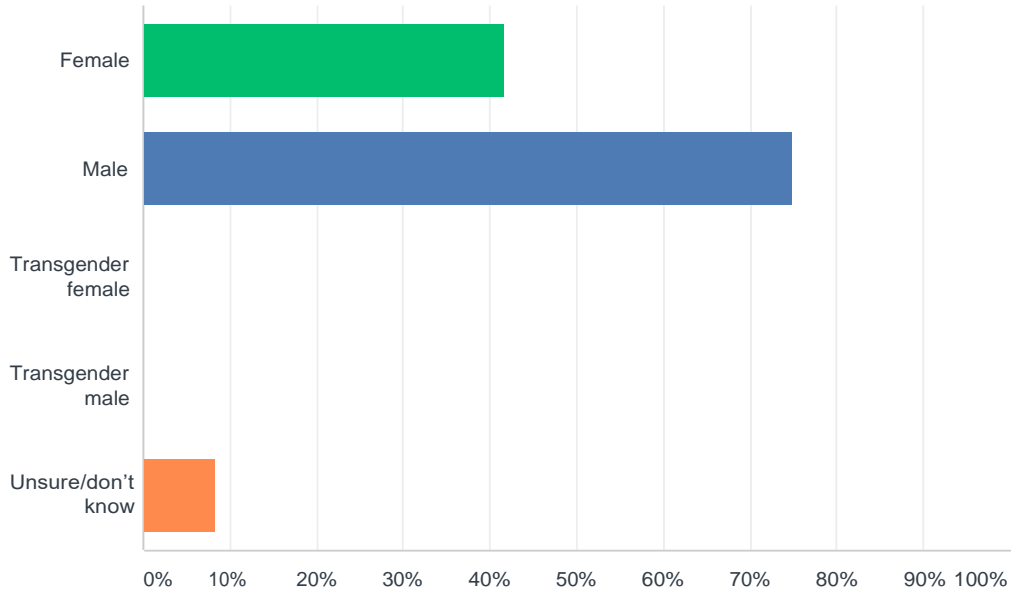
ANSWER CHOICES	RESPONSES	
During your treatment as a patient	0.00%	0
In the bathroom	9.09%	1
In the classroom	72.73%	8
In the clinic/treatment room	9.09%	1
In the hallway	63.64%	7
In the library	27.27%	3
In a staff member's office	0.00%	0
In the student lounge	54.55%	6
Online forum/electronic communication	18.18%	2
Outside of Pacific College/not on campus	18.18%	2
Unsure/ Don't know	0.00%	0
Total Respondents: 11		

#	OTHER (PLEASE SPECIFY)	DATE
---	------------------------	------

There are no responses.

Q121 What was the gender of the person(s) involved? (select all that apply)

Answered: 12 Skipped: 109



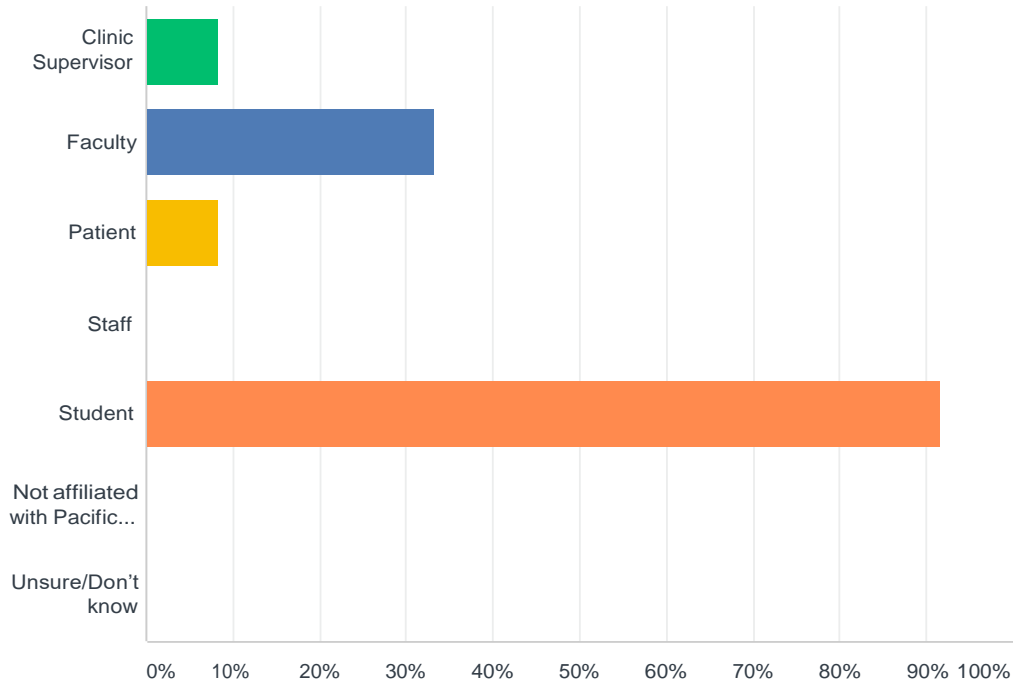
ANSWER CHOICES	RESPONSES
Female	41.67% 5
Male	75.00% 9
Transgender female	0.00% 0
Transgender male	0.00% 0
Unsure/don't know	8.33% 1
Total Respondents: 12	

#	OTHER (PLEASE SPECIFY)	DATE
	There are no responses.	

Q122 How was/were the person(s) affiliated with Pacific College? (select all that apply)

Answered: 12 Skipped: 109

NY Campus Climate Survey

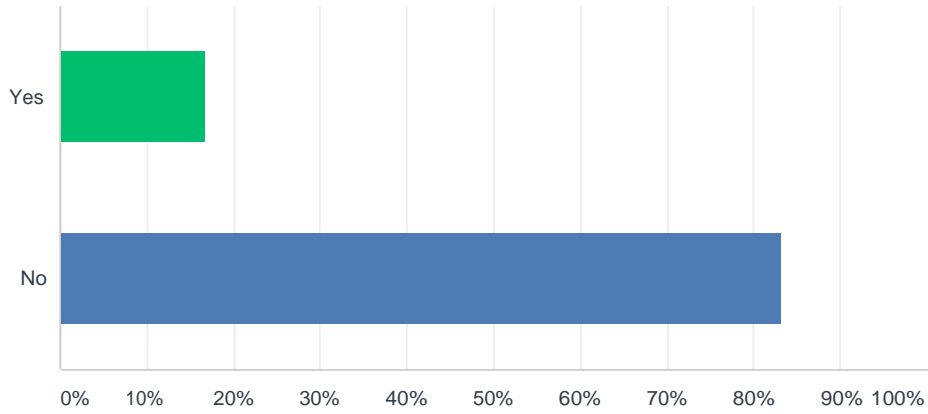


ANSWER CHOICES	RESPONSES	
Clinic Supervisor	8.33%	1
Faculty	33.33%	4
Patient	8.33%	1
Staff	0.00%	0
Student	91.67%	11
Not affiliated with Pacific College	0.00%	0
Unsure/Don't know	0.00%	0
Total Respondents: 12		

Q123 Did you report the incident(s) to anyone at the College?

Answered: 12 Skipped: 109

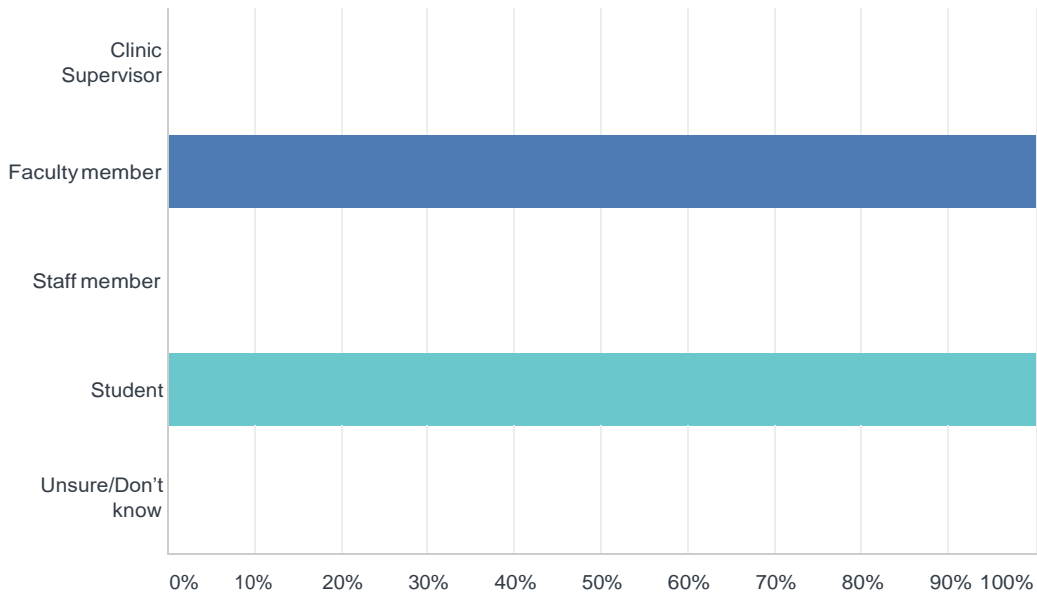
NY Campus Climate Survey



ANSWER CHOICES	RESPONSES	
Yes	16.67%	2
No	83.33%	10
TOTAL		12

Q124 Who did you report the incident(s) to at the College? (select all that apply)

Answered: 1 Skipped: 120



ANSWER CHOICES	RESPONSES	
Clinic Supervisor	0.00%	0
Faculty member	100.00%	1
Staff member	0.00%	0
Student	100.00%	1
Unsure/Don't know	0.00%	0

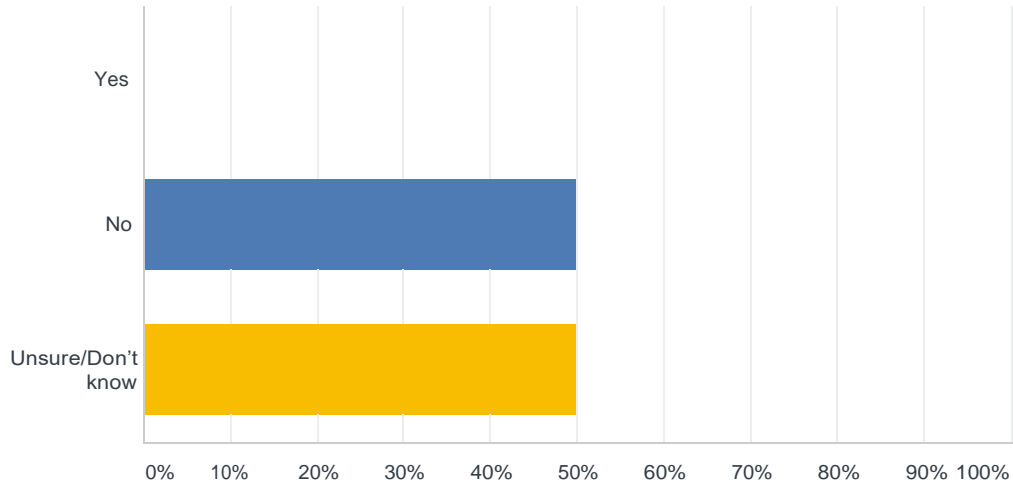
NY Campus Climate Survey

Total Respondents: 1

#	OTHER (PLEASE SPECIFY)	DATE
1	Mentioned in class review	1/26/2018 11:02 PM

Q125 Do you feel the report was responded to appropriately?

Answered: 2 Skipped: 119

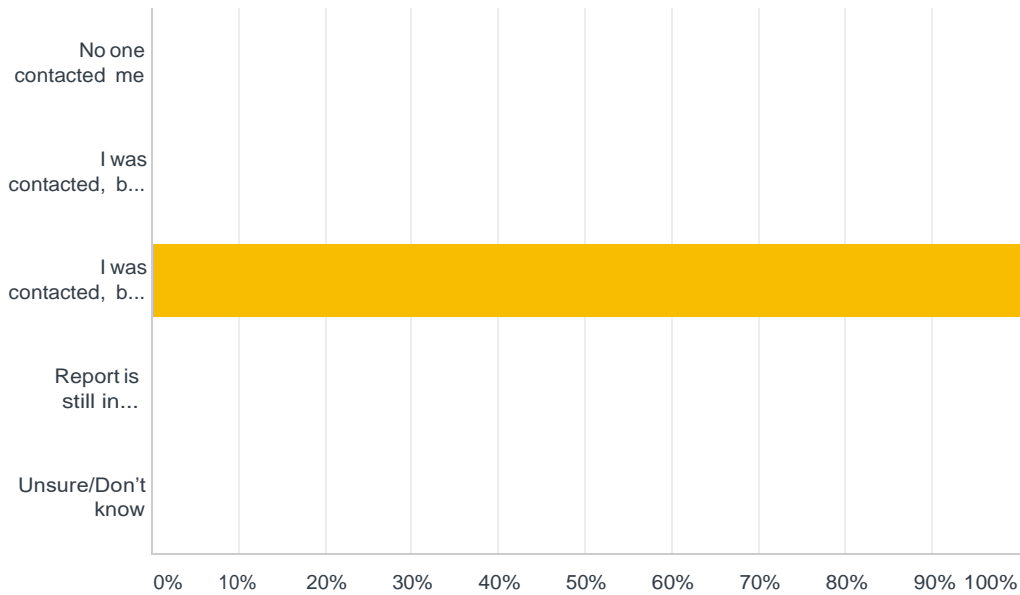


ANSWER CHOICES	RESPONSES	
Yes	0.00%	0
No	50.00%	1
Unsure/Don't know	50.00%	1
TOTAL		2

Q126 Why do you feel the report was not responded to appropriately?

Answered: 1 Skipped: 120

NY Campus Climate Survey



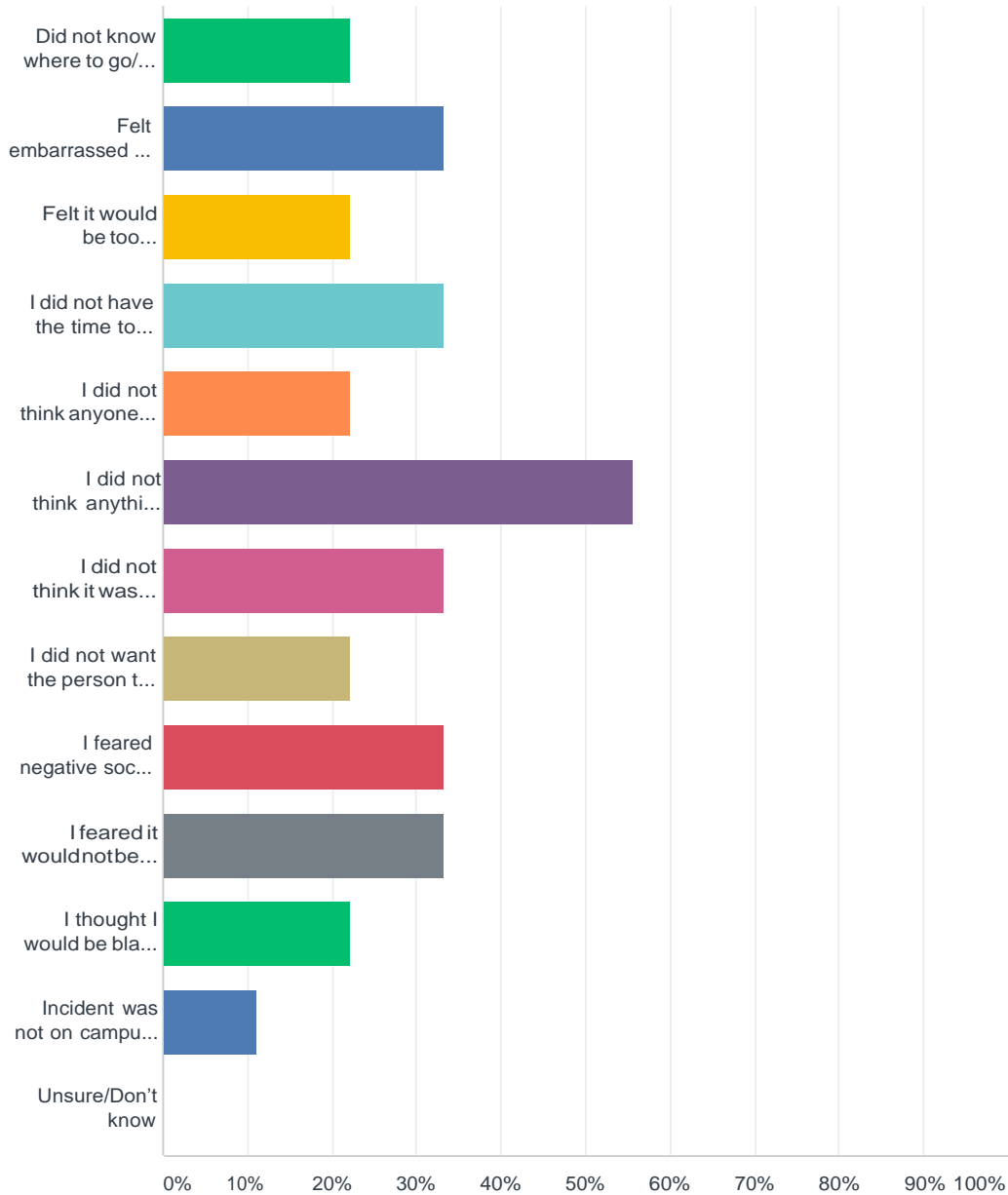
ANSWER CHOICES	RESPONSES	
No one contacted me	0.00%	0
I was contacted, but not given referrals to resources/services	0.00%	0
I was contacted, but the outcome was not what I wanted	100.00%	1
Report is still in progress/pending	0.00%	0
Unsure/Don't know	0.00%	0
TOTAL		1

#	OTHER (PLEASE SPECIFY)	DATE
	There are no responses.	

Q127 What was/were the reason(s) for why you did not report the incident(s) to anyone at the College? (select all that apply)

Answered: 9 Skipped: 112

NY Campus Climate Survey



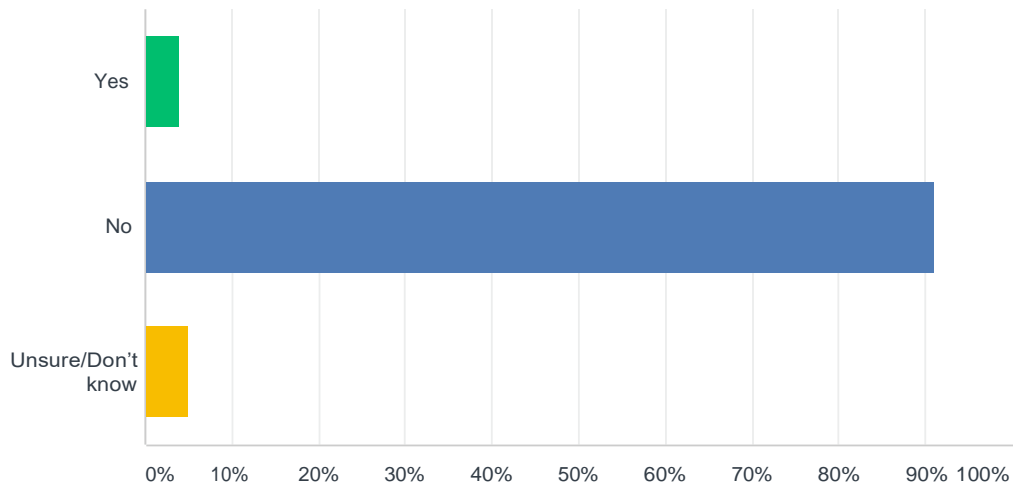
ANSWER CHOICES	RESPONSES	
Did not know where to go/who to tell	22.22%	2
Felt embarrassed or ashamed	33.33%	3
Felt it would be too emotionally difficult to deal with	22.22%	2
I did not have the time to deal with it due to academics, work, etc.	33.33%	3
I did not think anyone would believe me	22.22%	2
I did not think anything would be done	55.56%	5
I did not think it was serious enough to report	33.33%	3
I did not want the person to get into trouble	22.22%	2
I feared negative social consequences	33.33%	3
I feared it would not be kept confidential	33.33%	3

NY Campus Climate Survey

I thought I would be blamed for what happened	22.22%	2
Incident was not on campus or associated with the school	11.11%	1
Unsure/Don't know	0.00%	0
Total Respondents: 9		

Q128 During the last year, has anyone at Pacific College made inappropriate or offensive comments about your sexual activities in your presence?

Answered: 101 Skipped: 20

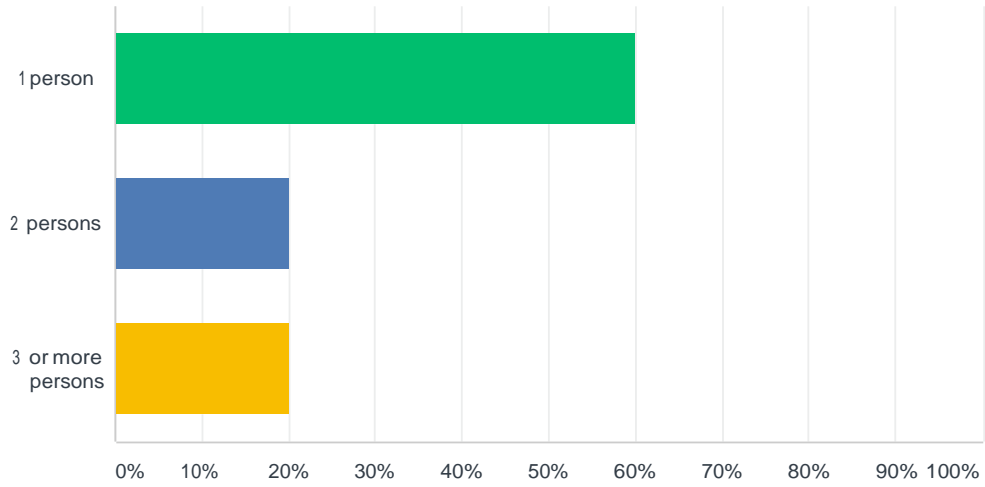


ANSWER CHOICES	RESPONSES	
Yes	3.96%	4
No	91.09%	92
Unsure/Don't know	4.95%	5
TOTAL		101

Q129 How many different people behaved this way?

Answered: 5 Skipped: 116

NY Campus Climate Survey

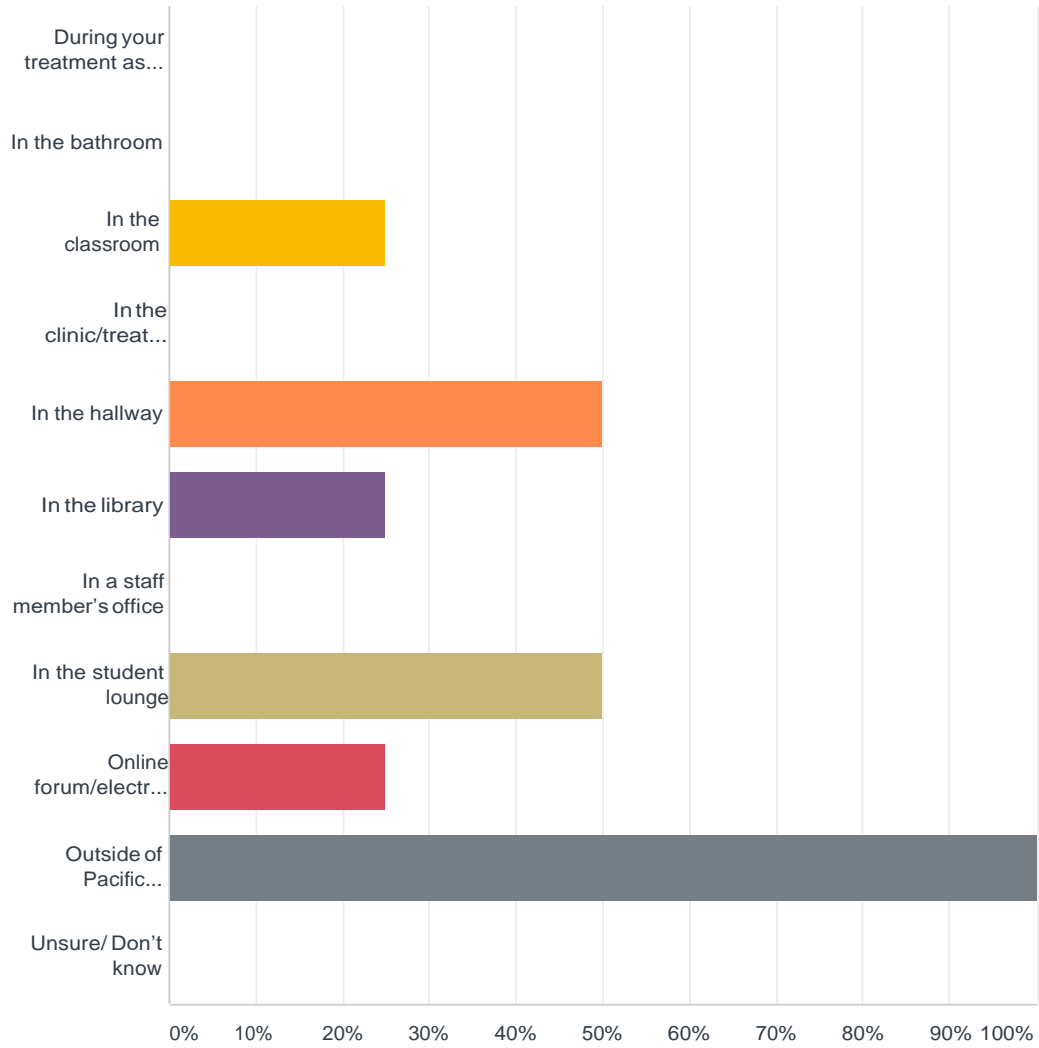


ANSWER CHOICES	RESPONSES	
1 person	60.00%	3
2 persons	20.00%	1
3 or more persons	20.00%	1
TOTAL		5

Q130 Where did the behavior(s) occur? (select all that apply)

Answered: 4 Skipped: 117

NY Campus Climate Survey



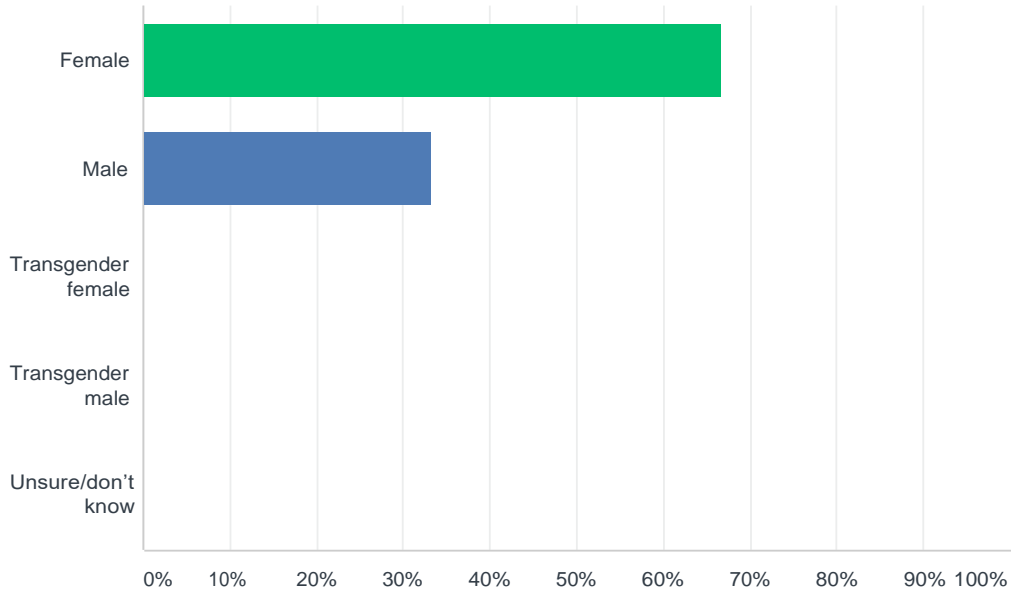
ANSWER CHOICES	RESPONSES	
During your treatment as a patient	0.00%	0
In the bathroom	0.00%	0
In the classroom	25.00%	1
In the clinic/treatment room	0.00%	0
In the hallway	50.00%	2
In the library	25.00%	1
In a staff member's office	0.00%	0
In the student lounge	50.00%	2
Online forum/electronic communication	25.00%	1
Outside of Pacific College/not on campus	100.00%	4
Unsure/ Don't know	0.00%	0
Total Respondents: 4		

#	OTHER (PLEASE SPECIFY)	DATE
---	------------------------	------

There are no responses.

Q131 What was the gender of the person(s) involved? (select all that apply)

Answered: 3 Skipped: 118



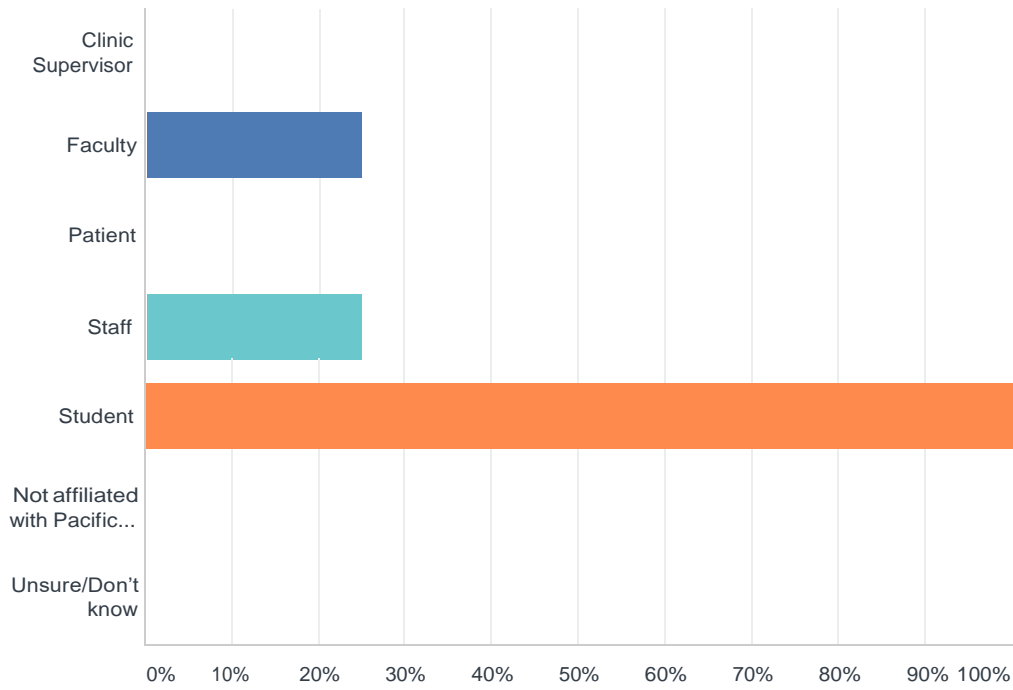
ANSWER CHOICES	RESPONSES
Female	66.67% 2
Male	33.33% 1
Transgender female	0.00% 0
Transgender male	0.00% 0
Unsure/don't know	0.00% 0
Total Respondents: 3	

#	OTHER (PLEASE SPECIFY)	DATE
1	unsure why this is relevant	1/26/2018 4:52 PM

Q132 How was/were the person(s) affiliated with Pacific College? (select all that apply)

Answered: 4 Skipped: 117

NY Campus Climate Survey



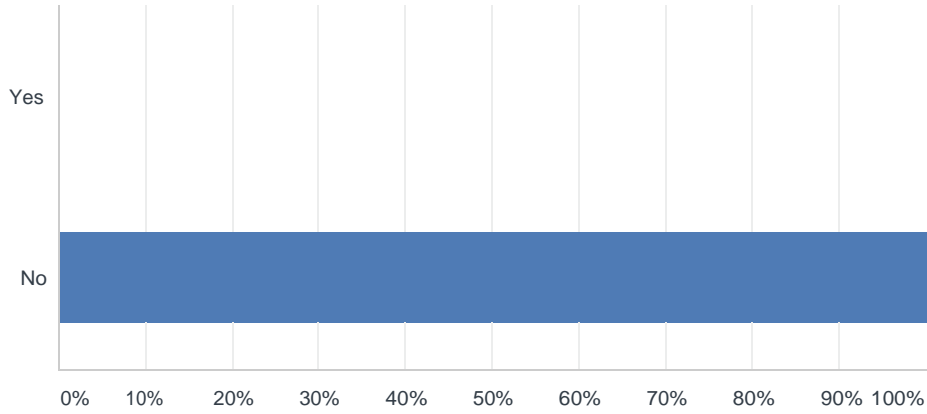
ANSWER CHOICES	RESPONSES	
Clinic Supervisor	0.00%	0
Faculty	25.00%	1
Patient	0.00%	0
Staff	25.00%	1
Student	100.00%	4
Not affiliated with Pacific College	0.00%	0
Unsure/Don't know	0.00%	0
Total Respondents: 4		

#	OTHER (PLEASE SPECIFY)	DATE
	There are no responses.	

Q133 Did you report the incident(s) to anyone at the College?

Answered: 4 Skipped: 117

NY Campus Climate Survey



ANSWER CHOICES	RESPONSES
Yes	0.00% 0
No	100.00% 4
TOTAL	4

Q134 Who did you report the incident to at the College? (select all that apply)

Answered: 0 Skipped: 121

! No matching responses.

ANSWER CHOICES	RESPONSES
Clinic Supervisor	0.00% 0
Faculty member	0.00% 0
Staff member	0.00% 0
Student	0.00% 0
Unsure/Don't know	0.00% 0
Total Respondents: 0	

#	OTHER (PLEASE SPECIFY)	DATE
	There are no responses.	

Q135 Do you feel the report was responded to appropriately?

Answered: 0 Skipped: 121

! No matching responses.

NY Campus Climate Survey

ANSWER CHOICES	RESPONSES
Yes	0.00% 0
No	0.00% 0
Unsure/Don't know	0.00% 0
TOTAL	0

Q136 Why do you feel the report was not responded to appropriately?

Answered: 0 Skipped: 121

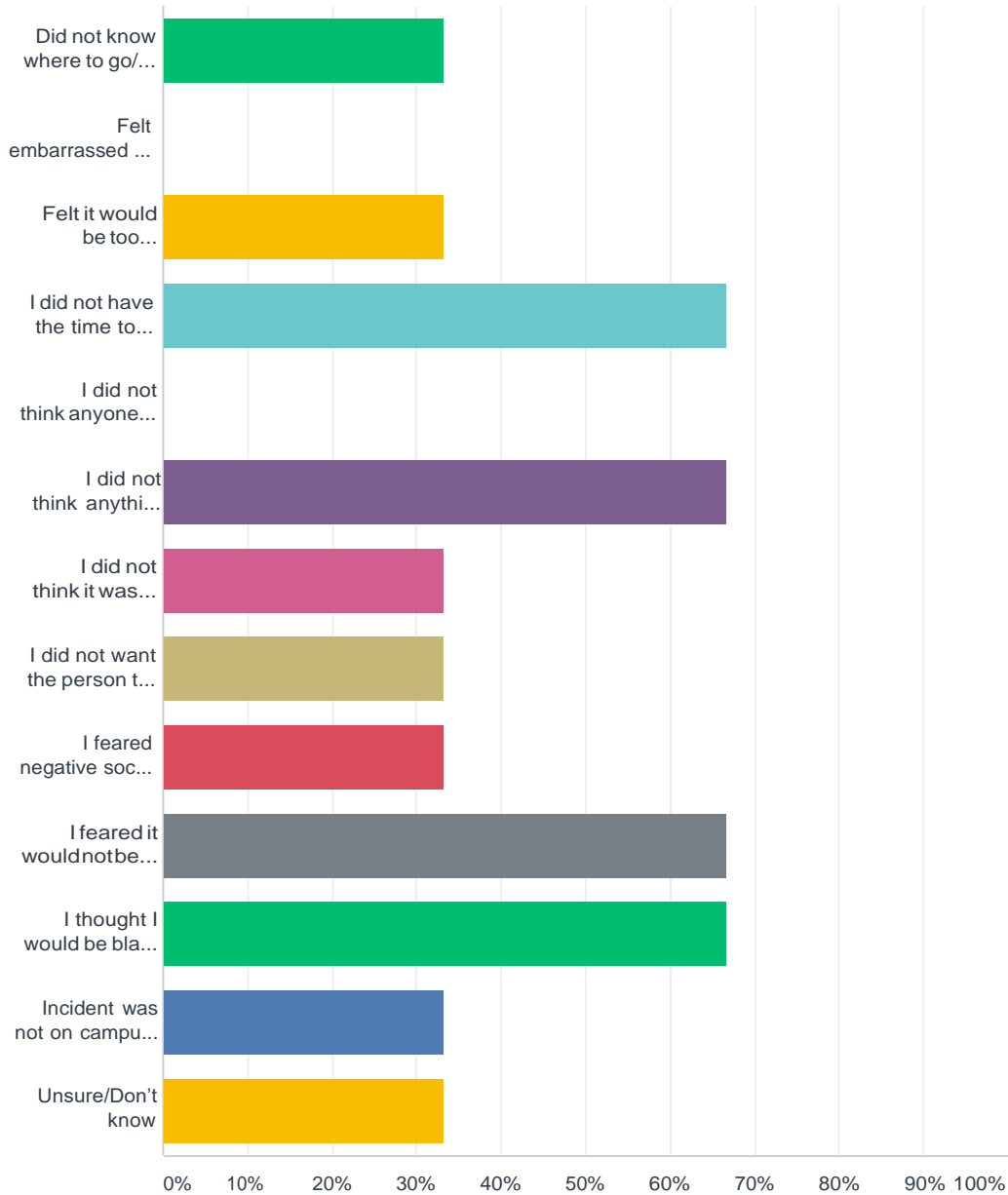
! No matching responses.

ANSWER CHOICES	RESPONSES
No one contacted me	0.00% 0
I was contacted, but not given referrals to resources/services	0.00% 0
I was contacted, but the outcome was not what I wanted	0.00% 0
Report is still in progress/pending	0.00% 0
Unsure/Don't know	0.00% 0
TOTAL	0

Q137 What was/were the reason(s) for why you did not report the incident(s) to anyone at the College? (select all that apply)

Answered: 3 Skipped: 118

NY Campus Climate Survey



ANSWER CHOICES	RESPONSES	
Did not know where to go/who to tell	33.33%	1
Felt embarrassed or ashamed	0.00%	0
Felt it would be too emotionally difficult to deal with	33.33%	1
I did not have the time to deal with it due to academics, work, etc.	66.67%	2
I did not think anyone would believe me	0.00%	0
I did not think anything would be done	66.67%	2
I did not think it was serious enough to report	33.33%	1
I did not want the person to get into trouble	33.33%	1
I feared negative social consequences	33.33%	1
I feared it would not be kept confidential	66.67%	2

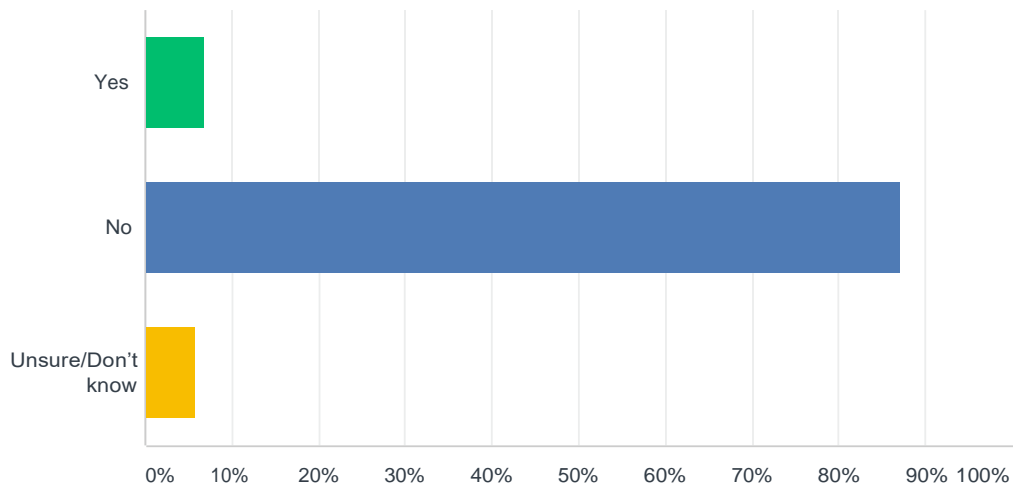
NY Campus Climate Survey

I thought I would be blamed for what happened	66.67%	2
Incident was not on campus or associated with the school	33.33%	1
Unsure/Don't know	33.33%	1
Total Respondents: 3		

#	OTHER (PLEASE SPECIFY)	DATE
1	People must learn to grow up	2/3/2018 10:49 AM

Q138 During the last year, has anyone at Pacific College made unwanted advances (such as asked you to go out, get dinner, have drinks, or have sex) even though you said, "No"?

Answered: 101 Skipped: 20

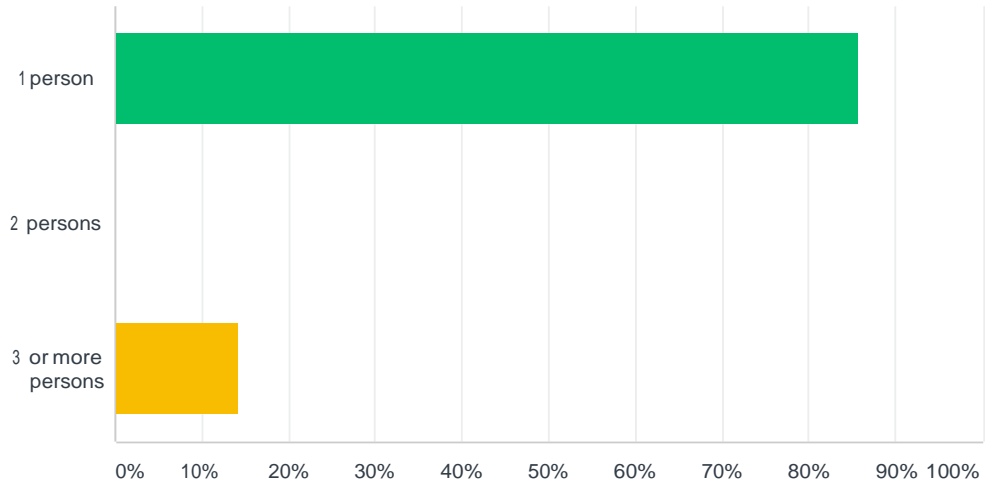


ANSWER CHOICES	RESPONSES	
Yes	6.93%	7
No	87.13%	88
Unsure/Don't know	5.94%	6
TOTAL		101

Q139 How many different people behaved this way?

Answered: 7 Skipped: 114

NY Campus Climate Survey

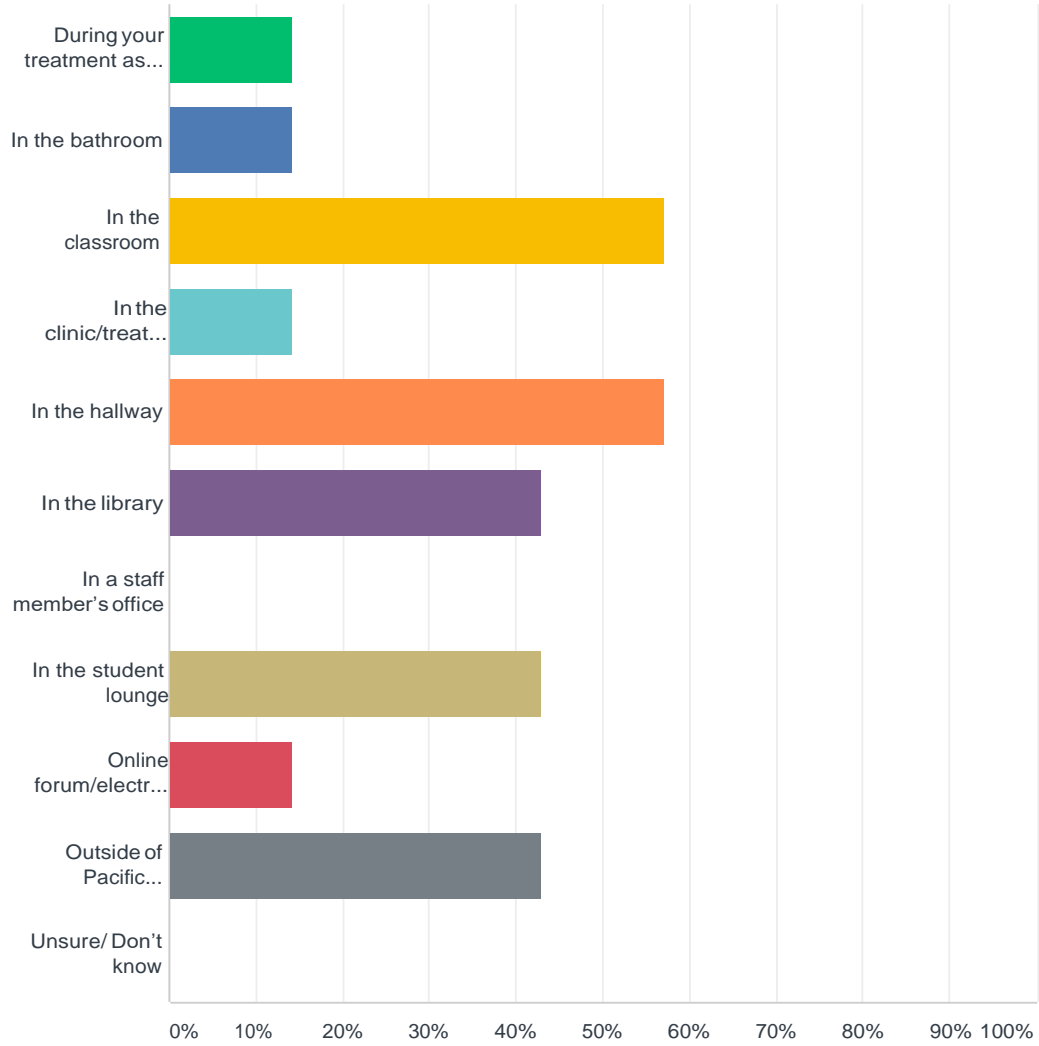


ANSWER CHOICES	RESPONSES	
1 person	85.71%	6
2 persons	0.00%	0
3 or more persons	14.29%	1
TOTAL		7

Q140 Where did the behavior(s) occur? (select all that apply)

Answered: 7 Skipped: 114

NY Campus Climate Survey



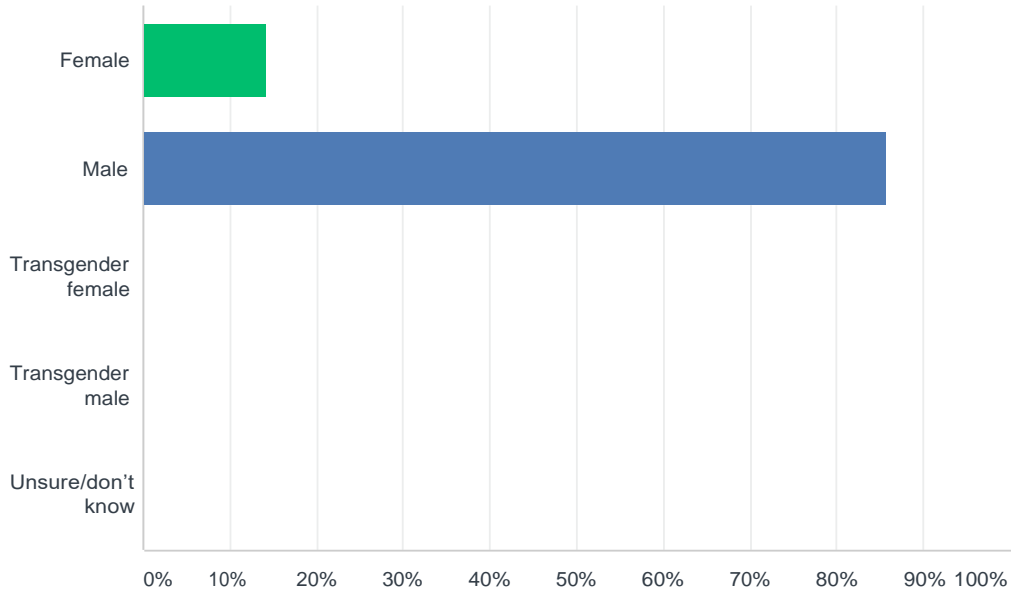
ANSWER CHOICES	RESPONSES	
During your treatment as a patient	14.29%	1
In the bathroom	14.29%	1
In the classroom	57.14%	4
In the clinic/treatment room	14.29%	1
In the hallway	57.14%	4
In the library	42.86%	3
In a staff member's office	0.00%	0
In the student lounge	42.86%	3
Online forum/electronic communication	14.29%	1
Outside of Pacific College/not on campus	42.86%	3
Unsure/ Don't know	0.00%	0
Total Respondents: 7		

#	OTHER (PLEASE SPECIFY)	DATE
---	------------------------	------

There are no responses.

Q141 What was the gender of the person(s) involved? (select all that apply)

Answered: 7 Skipped: 114



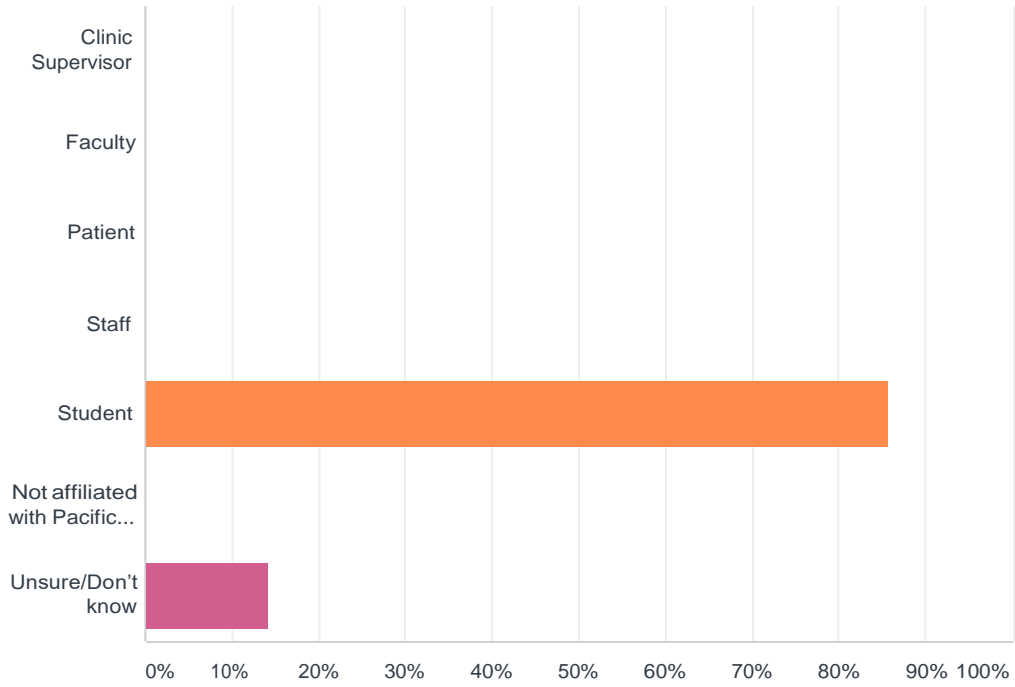
ANSWER CHOICES	RESPONSES
Female	14.29% 1
Male	85.71% 6
Transgender female	0.00% 0
Transgender male	0.00% 0
Unsure/don't know	0.00% 0
Total Respondents: 7	

#	OTHER (PLEASE SPECIFY)	DATE
	There are no responses.	

Q142 How was/were the person(s) affiliated with Pacific College? (select all that apply)

Answered: 7 Skipped: 114

NY Campus Climate Survey



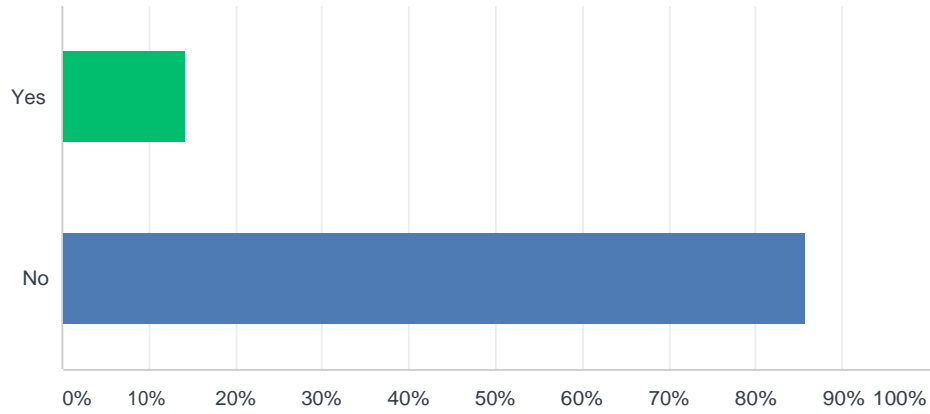
ANSWER CHOICES	RESPONSES
Clinic Supervisor	0.00% 0
Faculty	0.00% 0
Patient	0.00% 0
Staff	0.00% 0
Student	85.71% 6
Not affiliated with Pacific College	0.00% 0
Unsure/Don't know	14.29% 1
Total Respondents: 7	

#	OTHER (PLEASE SPECIFY)	DATE
1	Alumni?	1/31/2018 11:43 AM

Q143 Did you report the incident(s) to anyone at the College?

Answered: 7 Skipped: 114

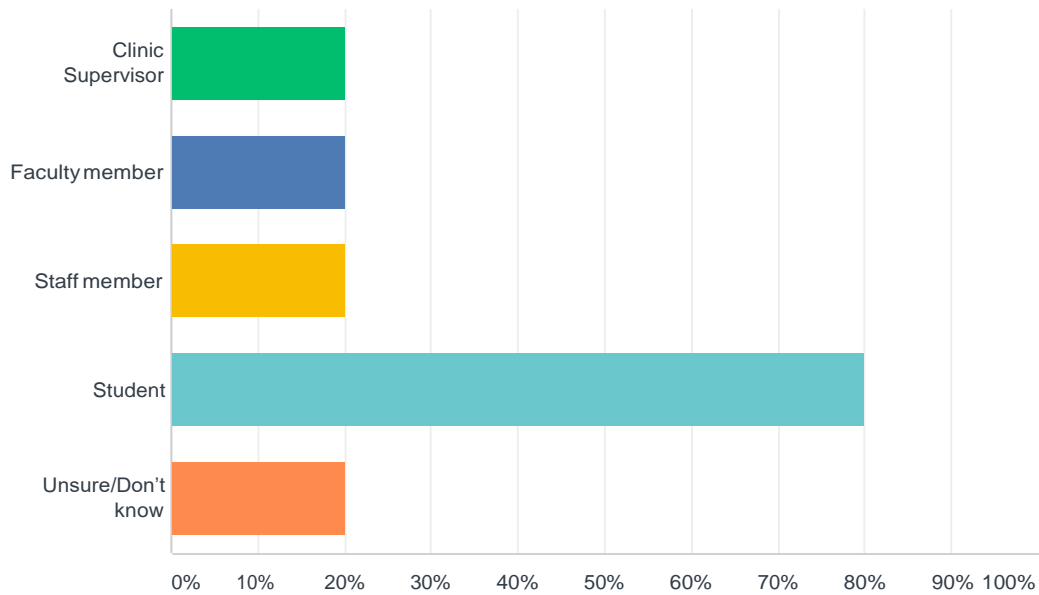
NY Campus Climate Survey



ANSWER CHOICES	RESPONSES	
Yes	14.29%	1
No	85.71%	6
TOTAL		7

Q144 Who did you report the incident to at the College? (select all that apply)

Answered: 5 Skipped: 116



ANSWER CHOICES	RESPONSES	
Clinic Supervisor	20.00%	1
Faculty member	20.00%	1
Staff member	20.00%	1
Student	80.00%	4
Unsure/Don't know	20.00%	1

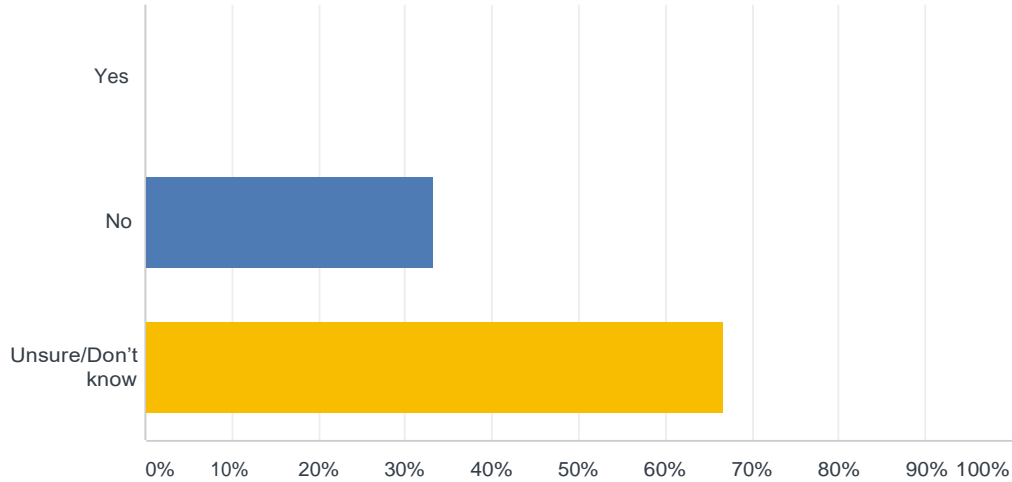
NY Campus Climate Survey

Total Respondents: 5

#	OTHER (PLEASE SPECIFY)	DATE
1	Didn't report	1/31/2018 11:43 AM
2	Didn't report	1/31/2018 9:09 AM
3	No one	1/26/2018 7:16 PM

Q145 Do you feel the report was responded to appropriately?

Answered: 6 Skipped: 115

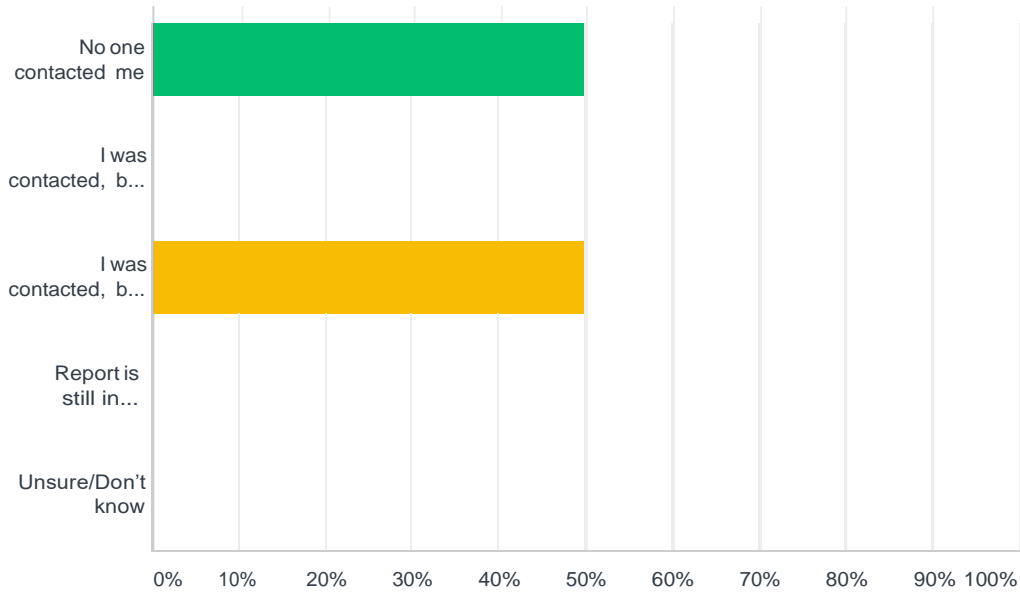


ANSWER CHOICES	RESPONSES	
Yes	0.00%	0
No	33.33%	2
Unsure/Don't know	66.67%	4
TOTAL		6

Q146 Why do you feel the report was not responded to appropriately?

Answered: 2 Skipped: 119

NY Campus Climate Survey



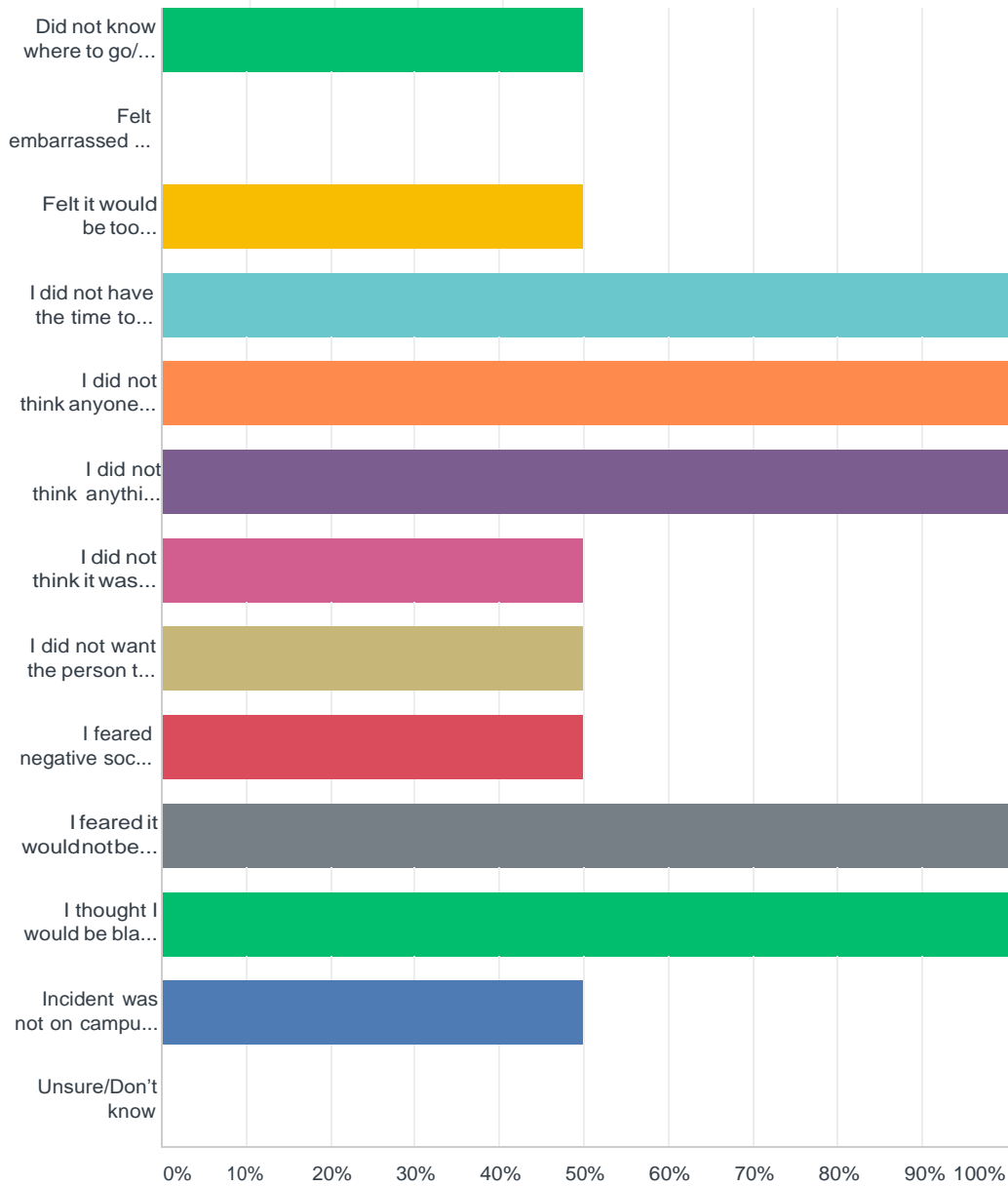
ANSWER CHOICES	RESPONSES	
No one contacted me	50.00%	1
I was contacted, but not given referrals to resources/services	0.00%	0
I was contacted, but the outcome was not what I wanted	50.00%	1
Report is still in progress/pending	0.00%	0
Unsure/Don't know	0.00%	0
TOTAL		2

#	OTHER (PLEASE SPECIFY)	DATE
	There are no responses.	

Q147 What was/were the reason(s) why you did not report the incident(s) to anyone at the College? (select all that apply)

Answered: 2 Skipped: 119

NY Campus Climate Survey



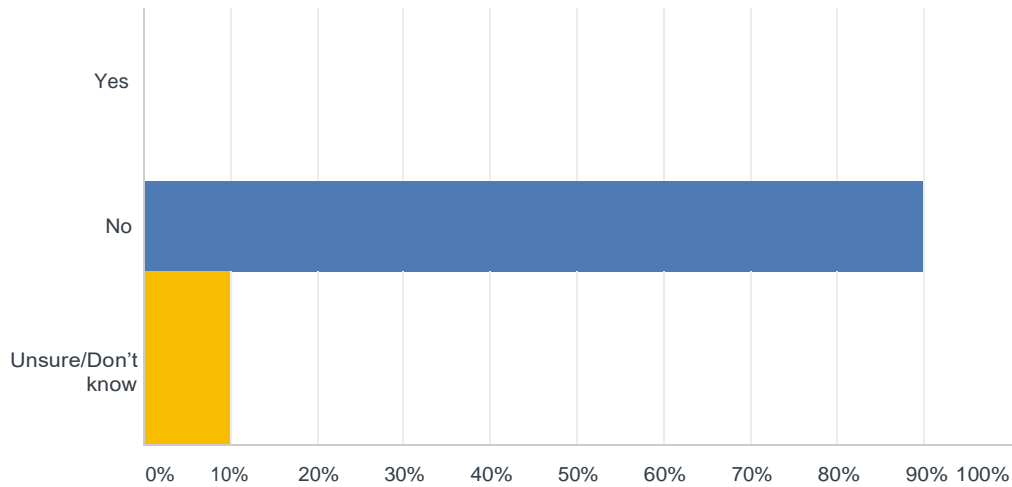
ANSWER CHOICES	RESPONSES	
Did not know where to go/who to tell	50.00%	1
Felt embarrassed or ashamed	0.00%	0
Felt it would be too emotionally difficult to deal with	50.00%	1
I did not have the time to deal with it due to academics, work, etc.	100.00%	2
I did not think anyone would believe me	100.00%	2
I did not think anything would be done	100.00%	2
I did not think it was serious enough to report	50.00%	1
I did not want the person to get into trouble	50.00%	1
I feared negative social consequences	50.00%	1
I feared it would not be kept confidential	100.00%	2

NY Campus Climate Survey

I thought I would be blamed for what happened	100.00%	2
Incident was not on campus or associated with the school	50.00%	1
Unsure/Don't know	0.00%	0
Total Respondents: 2		

Q148 During the last year, has anyone at Pacific College emailed, texted, tweeted, phoned, or shared on social media inappropriate or offensive remarks, jokes, stories, pictures, or videos?

Answered: 101 Skipped: 20



ANSWER CHOICES	RESPONSES
Yes	0.99% 1
No	90.10% 91
Unsure/Don't know	8.91% 9
TOTAL	101

Q149 Where did the behavior(s) occur? (select all that apply)

Answered: 0 Skipped: 121

! No matching responses.

ANSWER CHOICES	RESPONSES
During your treatment as a patient	0.00% 0

NY Campus Climate Survey

In the bathroom	0.00%	0
In the classroom	0.00%	0
In the clinic/treatment room	0.00%	0
In the hallway	0.00%	0
In the library	0.00%	0
In a staff member's office	0.00%	0
In the student lounge	0.00%	0
Online forum/electronic communication	0.00%	0
Outside of Pacific College/not on campus	0.00%	0
Unsure/ Don't know	0.00%	0
Total Respondents: 0		

#	OTHER (PLEASE SPECIFY)	DATE
	There are no responses.	

Q150 What was the gender of the person(s) involved? (select all that apply)

Answered: 0 Skipped: 121

! No matching responses.

ANSWER CHOICES	RESPONSES	
Female	0.00%	0
Male	0.00%	0
Transgender female	0.00%	0
Transgender male	0.00%	0
Unsure/don't know	0.00%	0
Total Respondents: 0		

#	OTHER (PLEASE SPECIFY)	DATE
	There are no responses.	

Q151 How was/were the person(s) affiliated with Pacific College? (select all that apply)

Answered: 0 Skipped: 121

NY Campus Climate Survey

! No matching responses.

ANSWER CHOICES	RESPONSES
Clinic Supervisor	0.00% 0
Faculty	0.00% 0
Patient	0.00% 0
Staff	0.00% 0
Student	0.00% 0
Not affiliated with Pacific College	0.00% 0
Unsure/Don't know	0.00% 0
Total Respondents: 0	

#	OTHER (PLEASE SPECIFY)	DATE
	There are no responses.	

Q152 Did you report the incident(s) to anyone at the College?

Answered: 0 Skipped: 121

! No matching responses.

ANSWER CHOICES	RESPONSES
Yes	0.00% 0
No	0.00% 0
TOTAL	0

Q153 Who did you report the incident to at the College? (select all that apply)

Answered: 0 Skipped: 121

! No matching responses.

ANSWER CHOICES	RESPONSES
Clinic Supervisor	
Faculty member	

NY Campus Climate Survey

0.00%

0

0.00%

0

NY Campus Climate Survey

Staff member	0.00%	0
Student	0.00%	0
Unsure/Don't know	0.00%	0
Total Respondents: 0		

#	OTHER (PLEASE SPECIFY)	DATE
	There are no responses.	

Q154 Do you feel the report was responded to appropriately?

Answered: 0 Skipped: 121

! No matching responses.

ANSWER CHOICES	RESPONSES	
Yes	0.00%	0
No	0.00%	0
Unsure/Don't know	0.00%	0
TOTAL		0

Q155 Why do you feel the report was not responded to appropriately?

Answered: 0 Skipped: 121

! No matching responses.

ANSWER CHOICES	RESPONSES	
No one contacted me	0.00%	0
I was contacted, but not given referrals to resources/services	0.00%	0
I was contacted, but the outcome was not what I wanted	0.00%	0
Report is still in progress/pending	0.00%	0
Unsure/Don't know	0.00%	0
TOTAL		0

#	OTHER (PLEASE SPECIFY)	DATE
	There are no responses.	

Q156 What was/were the reason(s) for why you did not report the incident(s) to anyone at the College? (select all that apply)

Answered: 0 Skipped: 121

! No matching responses.

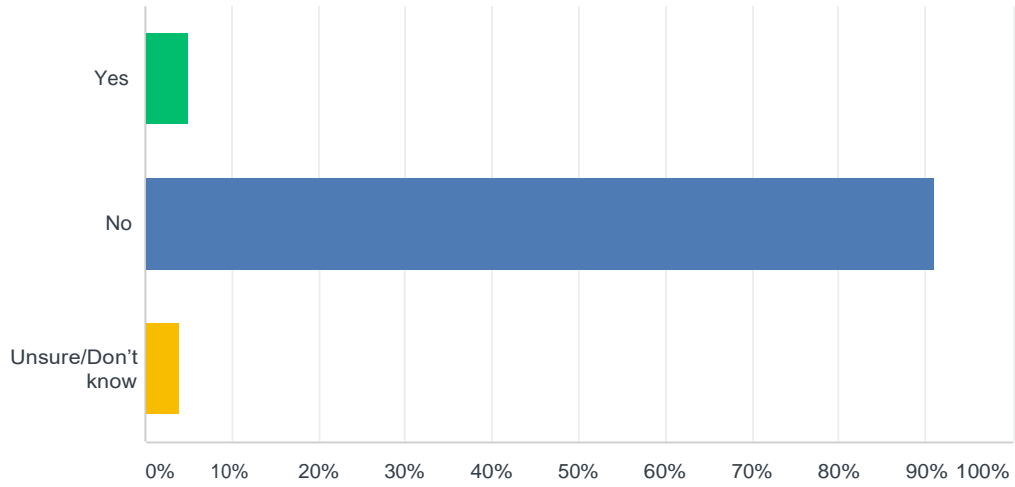
ANSWER CHOICES	RESPONSES	
Did not know where to go/who to tell	0.00%	0
Felt embarrassed or ashamed	0.00%	0
Felt it would be too emotionally difficult to deal with	0.00%	0
I did not have the time to deal with it due to academics, work, etc.	0.00%	0
I did not think anyone would believe me	0.00%	0
I did not think anything would be done	0.00%	0
I did not think it was serious enough to report	0.00%	0
I did not want the person to get into trouble	0.00%	0
I feared negative social consequences	0.00%	0
I feared it would not be kept confidential	0.00%	0
I thought I would be blamed for what happened	0.00%	0
Incident was not on campus or associated with the school	0.00%	0
Unsure/Don't know	0.00%	0
Total Respondents: 0		

#	OTHER (PLEASE SPECIFY)	DATE
There are no responses.		

Q157 During the last year, has anyone at Pacific College showed up somewhere or waited for you when you did not want that person to be there in a way that made you afraid for your personal safety (stalking)?

Answered: 100 Skipped: 21

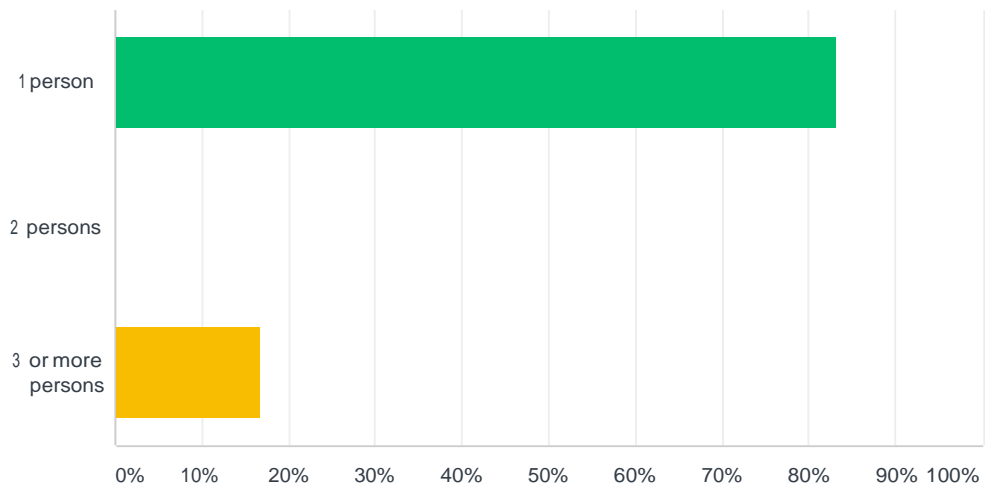
NY Campus Climate Survey



ANSWER CHOICES	RESPONSES	
Yes	5.00%	5
No	91.00%	91
Unsure/Don't know	4.00%	4
TOTAL		100

Q158 How many different people behaved this way?

Answered: 6 Skipped: 115

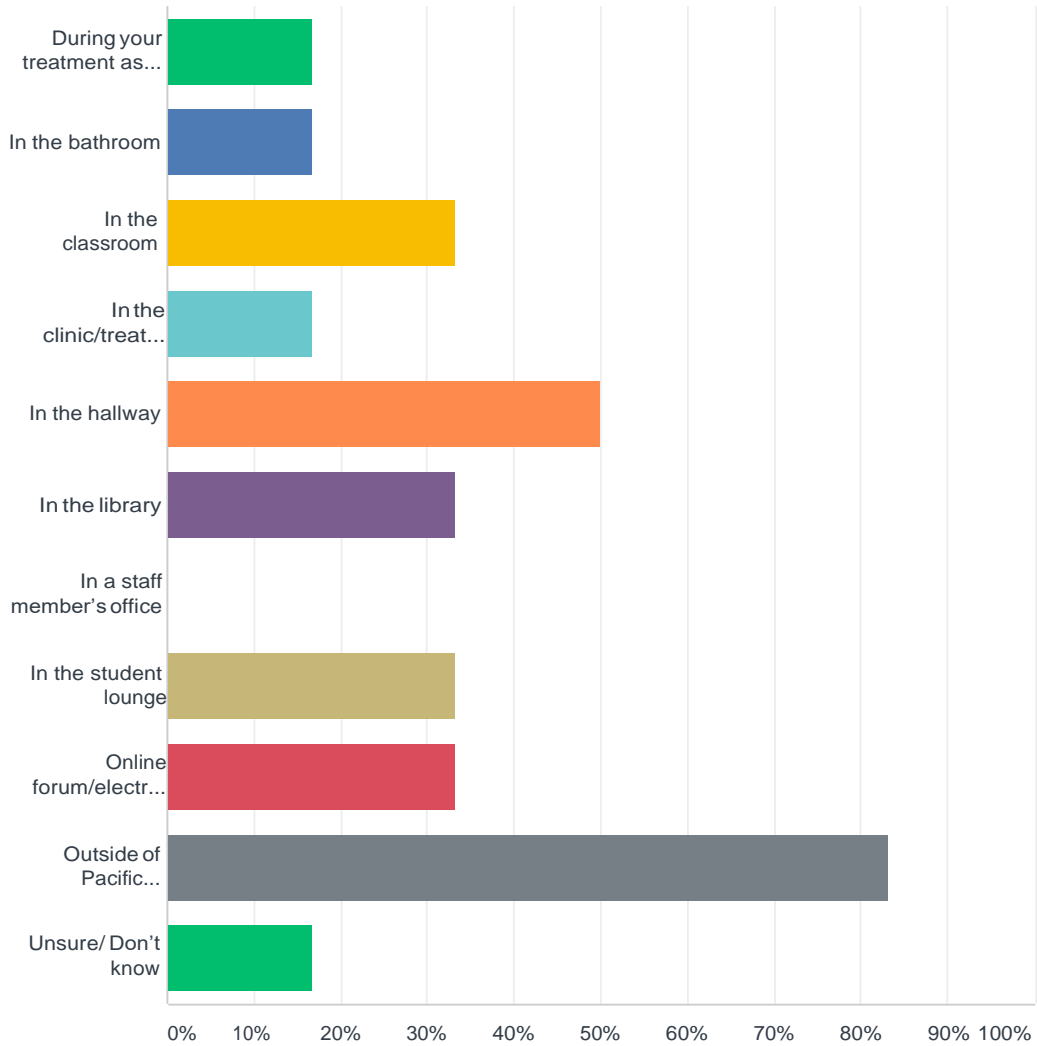


ANSWER CHOICES	RESPONSES	
1 person	83.33%	5
2 persons	0.00%	0
3 or more persons	16.67%	1
TOTAL		6

Q159 Where did the behavior(s) occur? (select all that apply)

NY Campus Climate Survey

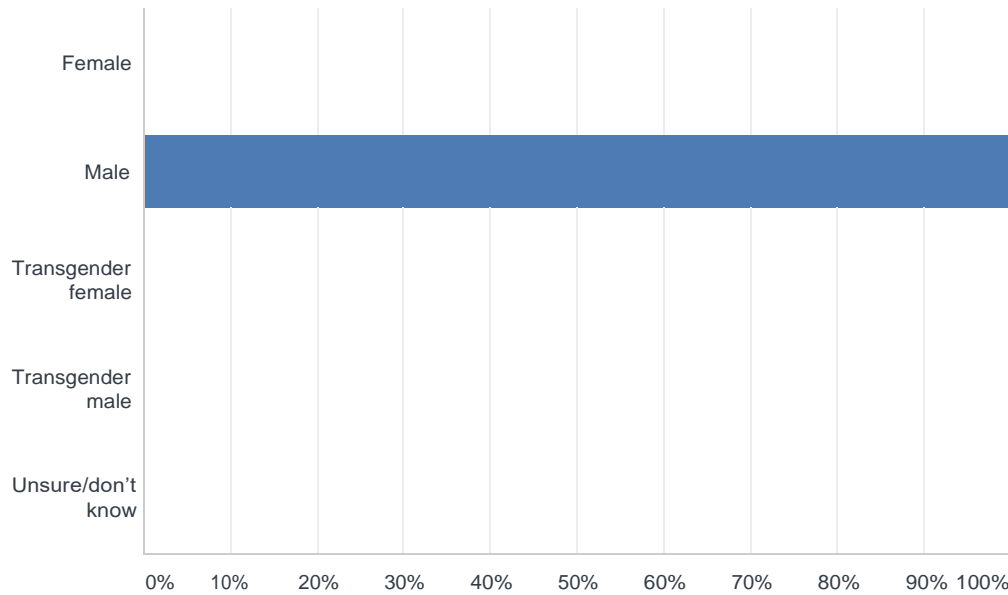
Answered: 6 Skipped: 115



ANSWER CHOICES	RESPONSES	
During your treatment as a patient	16.67%	1
In the bathroom	16.67%	1
In the classroom	33.33%	2
In the clinic/treatment room	16.67%	1
In the hallway	50.00%	3
In the library	33.33%	2
In a staff member's office	0.00%	0
In the student lounge	33.33%	2
Online forum/electronic communication	33.33%	2
Outside of Pacific College/not on campus	83.33%	5
Unsure/ Don't know	16.67%	1
Total Respondents: 6		

Q160 What was the gender of the person(s) involved? (select all that apply)

Answered: 6 Skipped: 115



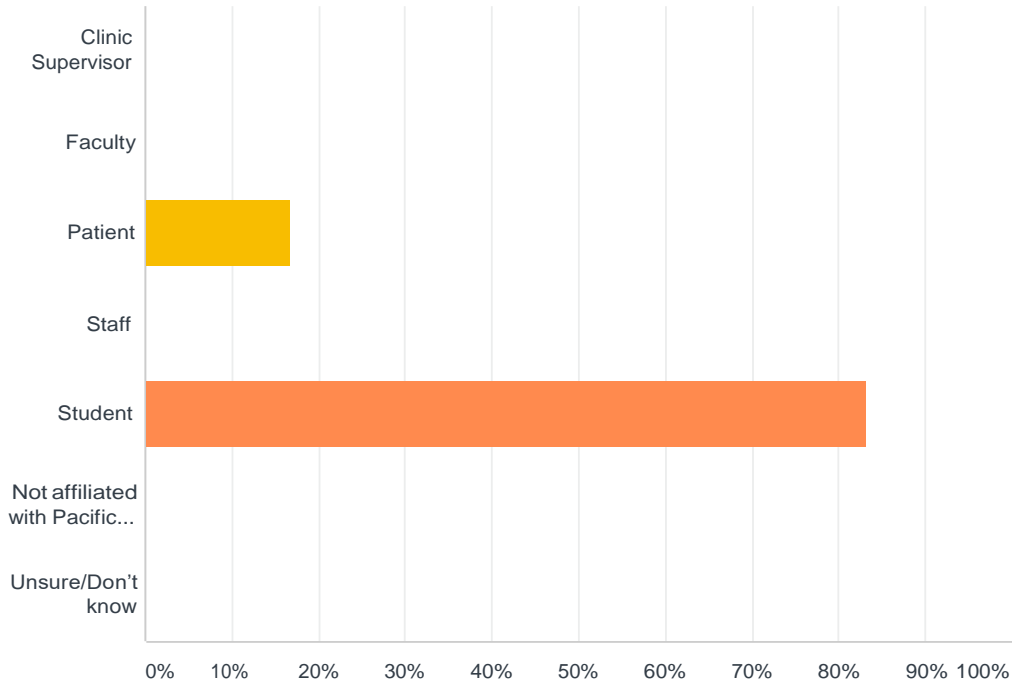
ANSWER CHOICES	RESPONSES
Female	0.00% 0
Male	100.00% 6
Transgender female	0.00% 0
Transgender male	0.00% 0
Unsure/don't know	0.00% 0
Total Respondents: 6	

#	OTHER (PLEASE SPECIFY)	DATE
There are no responses.		

Q161 How was/were the person(s) affiliated with Pacific College? (select all that apply)

Answered: 6 Skipped: 115

NY Campus Climate Survey



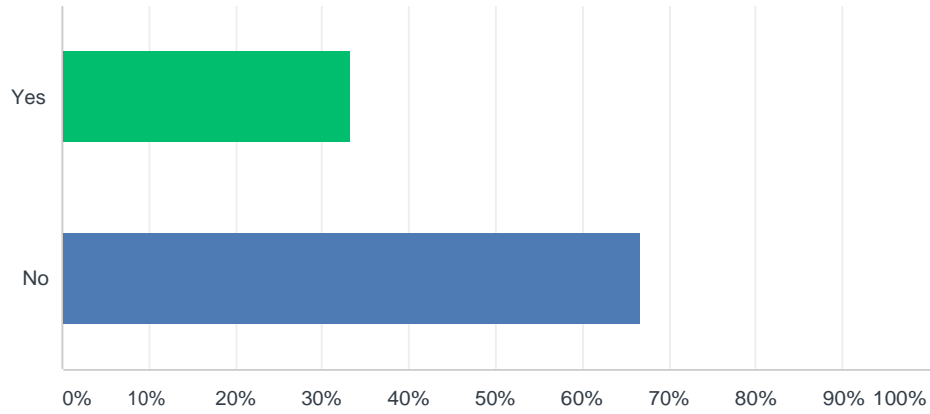
ANSWER CHOICES	RESPONSES	
Clinic Supervisor	0.00%	0
Faculty	0.00%	0
Patient	16.67%	1
Staff	0.00%	0
Student	83.33%	5
Not affiliated with Pacific College	0.00%	0
Unsure/Don't know	0.00%	0
Total Respondents: 6		

#	OTHER (PLEASE SPECIFY)	DATE
	There are no responses.	

Q162 Did you report the incident(s) to anyone at the College?

Answered: 6 Skipped: 115

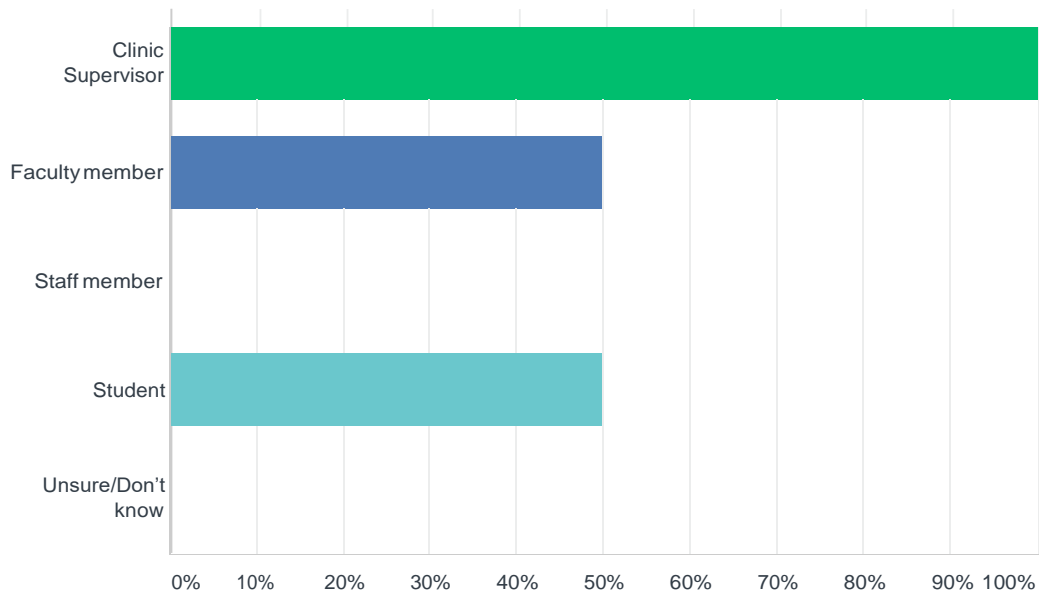
NY Campus Climate Survey



ANSWER CHOICES	RESPONSES	
Yes	33.33%	2
No	66.67%	4
TOTAL		6

Q163 Who did you report the incident(s) to at the College? (select all that apply)

Answered: 2 Skipped: 119



ANSWER CHOICES	RESPONSES	
Clinic Supervisor	100.00%	2
Faculty member	50.00%	1
Staff member	0.00%	0
Student	50.00%	1
Unsure/Don't know	0.00%	0

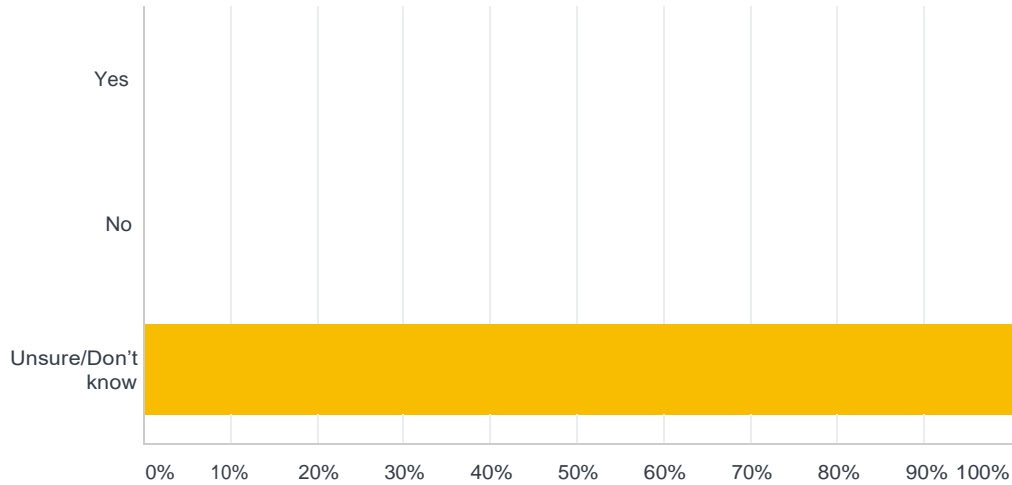
NY Campus Climate Survey

Total Respondents: 2

#	OTHER (PLEASE SPECIFY)	DATE
	There are no responses.	

Q164 Do you feel the report was responded to appropriately?

Answered: 2 Skipped: 119



ANSWER CHOICES	RESPONSES
Yes	0.00% 0
No	0.00% 0
Unsure/Don't know	100.00% 2
TOTAL	2

Q165 Why do you feel the report was not responded to appropriately?

Answered: 0 Skipped: 121

! No matching responses.

ANSWER CHOICES	RESPONSES
No one contacted me	0.00% 0
I was contacted, but not given referrals to resources/services	0.00% 0
I was contacted, but the outcome was not what I wanted	0.00% 0
Report is still in progress/pending	0.00% 0
Unsure/Don't know	0.00% 0

NY Campus Climate Survey

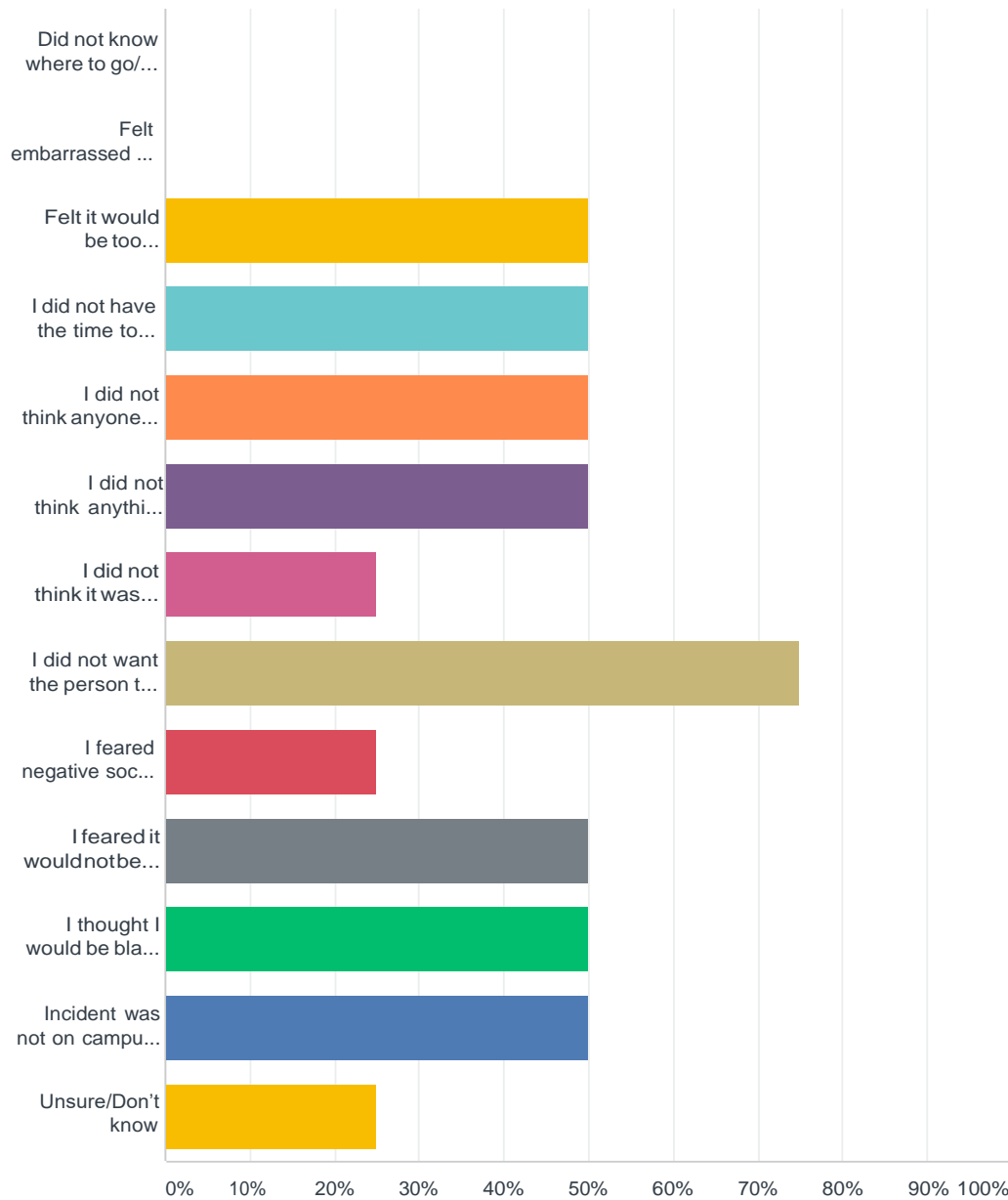
TOTAL	0
-------	---

#	OTHER (PLEASE SPECIFY)	DATE
---	------------------------	------

There are no responses.

Q166 What was/were the reason(s) for why you did not report the incident(s) to anyone at the College? (select all that apply)

Answered: 4 Skipped: 117



ANSWER CHOICES	RESPONSES
Did not know where to go/who to tell	0.00% 0
Felt embarrassed or ashamed	0.00% 0

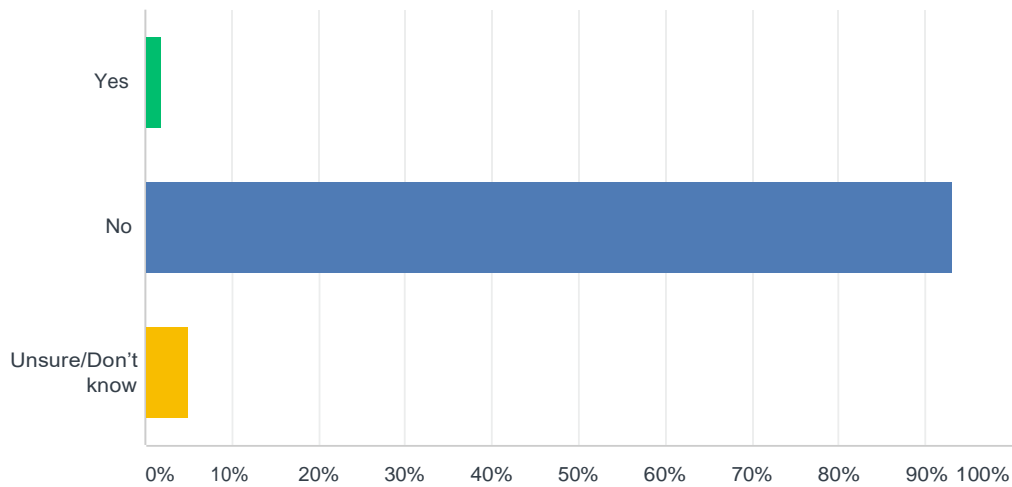
NY Campus Climate Survey

Felt it would be too emotionally difficult to deal with	50.00%	2
I did not have the time to deal with it due to academics, work, etc.	50.00%	2
I did not think anyone would believe me	50.00%	2
I did not think anything would be done	50.00%	2
I did not think it was serious enough to report	25.00%	1
I did not want the person to get into trouble	75.00%	3
I feared negative social consequences	25.00%	1
I feared it would not be kept confidential	50.00%	2
I thought I would be blamed for what happened	50.00%	2
Incident was not on campus or associated with the school	50.00%	2
Unsure/Don't know	25.00%	1
Total Respondents: 4		

#	OTHER (PLEASE SPECIFY)	DATE
There are no responses.		

Q167 During the past year, have you been palpated, massaged, and/or needed without your consent?

Answered: 101 Skipped: 20

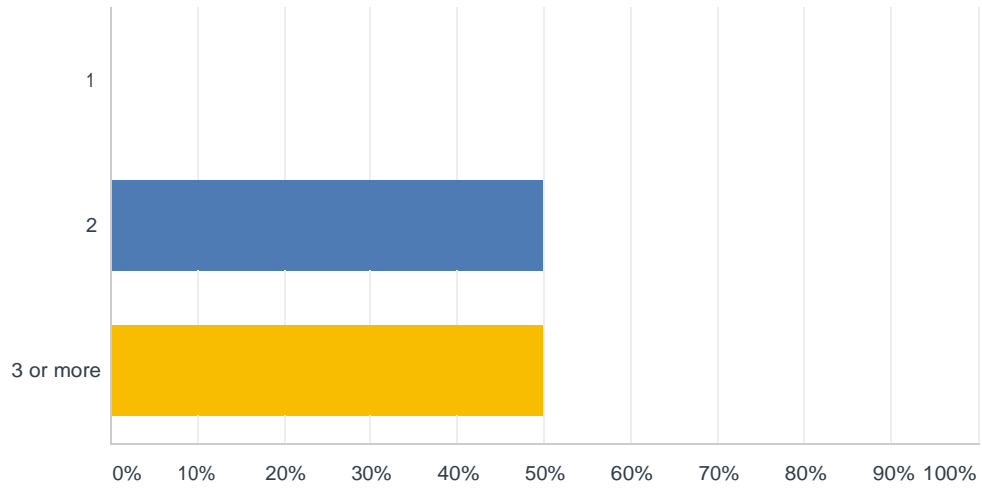


ANSWER CHOICES	RESPONSES	
Yes	1.98%	2
No	93.07%	94
Unsure/Don't know	4.95%	5
TOTAL		101

Q168 How many separate incidents occurred?

NY Campus Climate Survey

Answered: 2 Skipped: 119

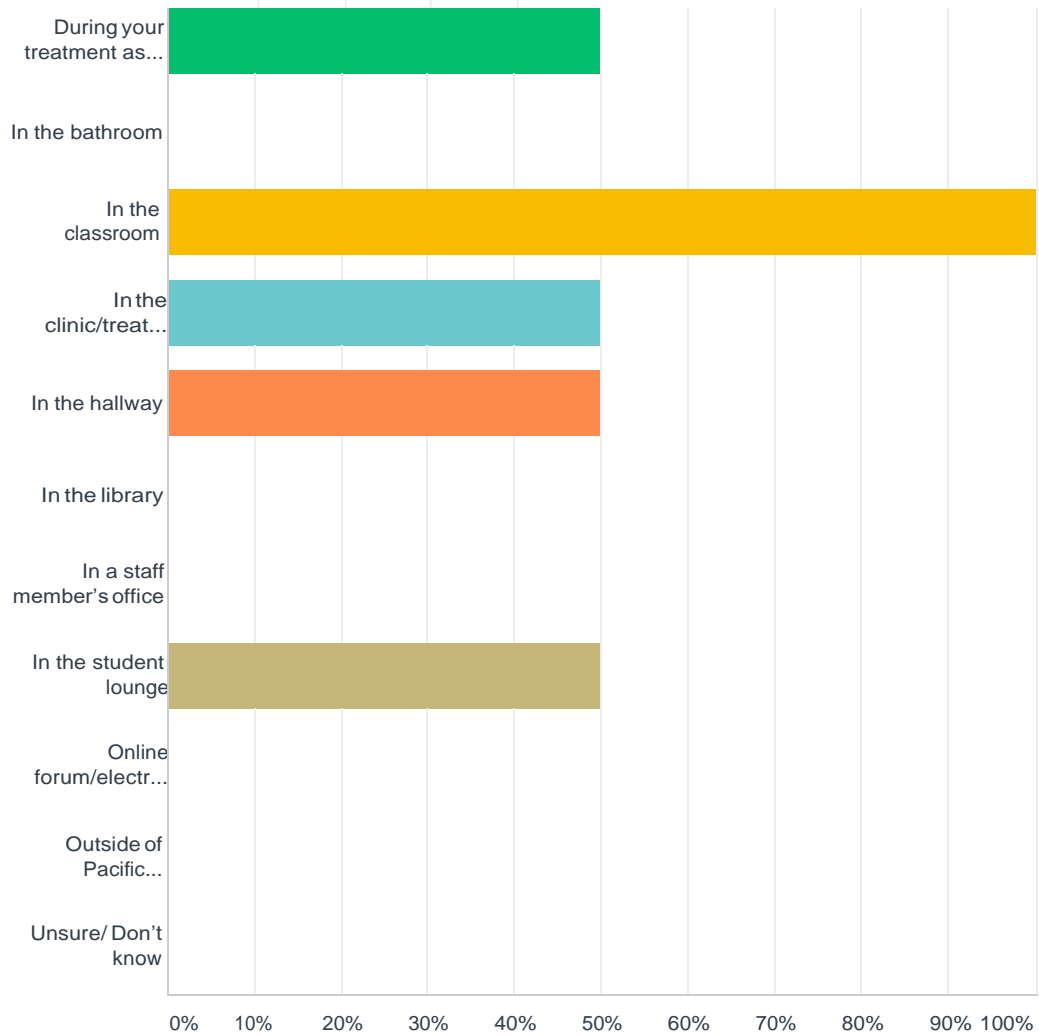


ANSWER CHOICES	RESPONSES	
1	0.00%	0
2	50.00%	1
3 or more	50.00%	1
TOTAL		2

Q169 Where did the behavior(s) occur? (select all that apply)

Answered: 2 Skipped: 119

NY Campus Climate Survey



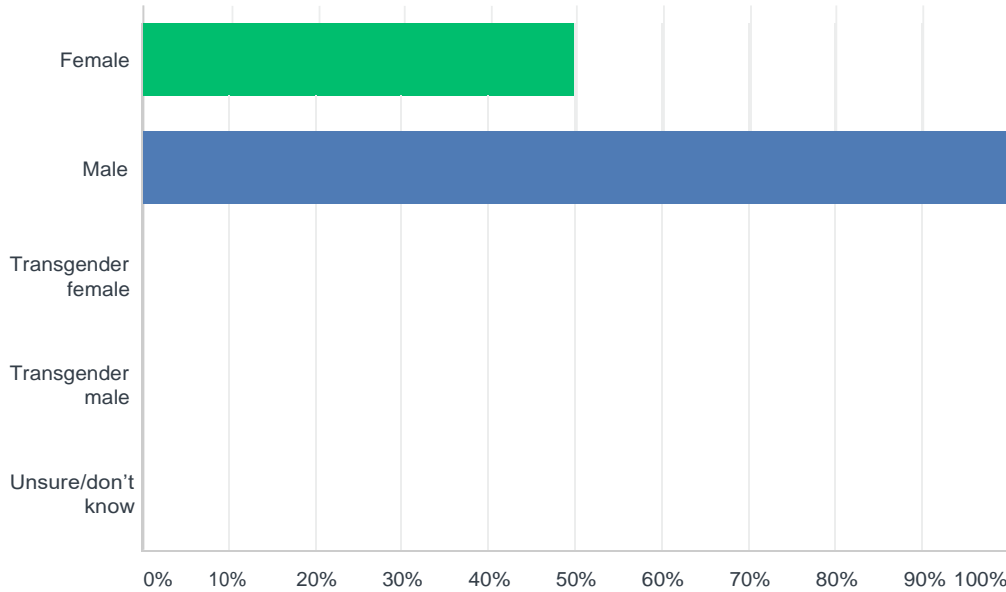
ANSWER CHOICES	RESPONSES	
During your treatment as a patient	50.00%	1
In the bathroom	0.00%	0
In the classroom	100.00%	2
In the clinic/treatment room	50.00%	1
In the hallway	50.00%	1
In the library	0.00%	0
In a staff member's office	0.00%	0
In the student lounge	50.00%	1
Online forum/electronic communication	0.00%	0
Outside of Pacific College/not on campus	0.00%	0
Unsure/ Don't know	0.00%	0
Total Respondents: 2		

#	OTHER (PLEASE SPECIFY)	DATE
---	------------------------	------

There are no responses.

Q170 What was the gender of the person(s) involved? (select all that apply)

Answered: 2 Skipped: 119



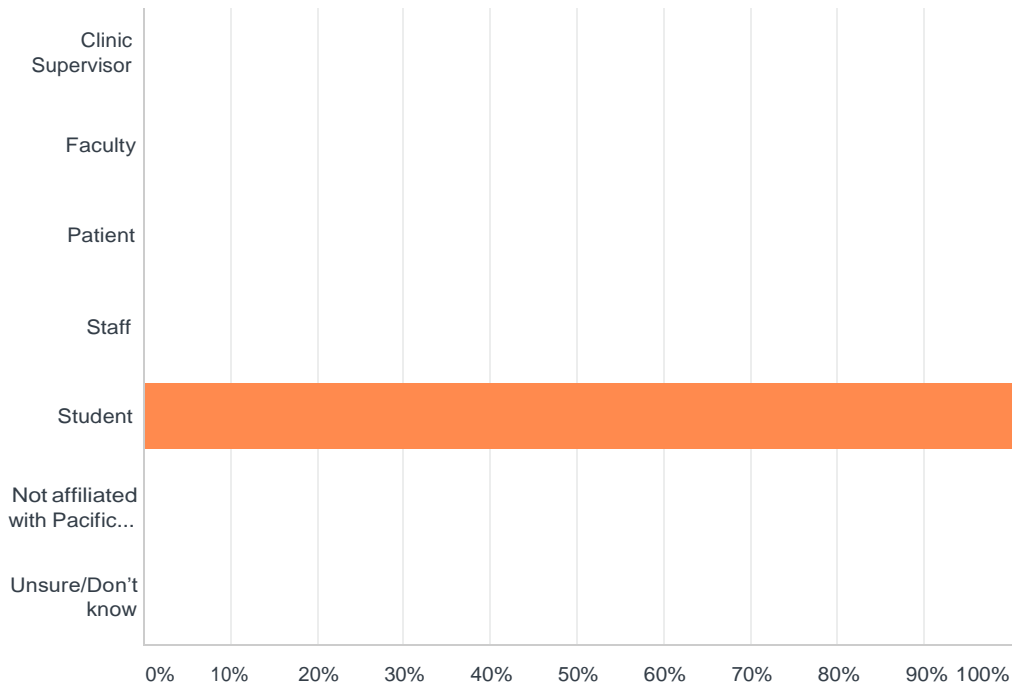
ANSWER CHOICES	RESPONSES
Female	50.00% 1
Male	100.00% 2
Transgender female	0.00% 0
Transgender male	0.00% 0
Unsure/don't know	0.00% 0
Total Respondents: 2	

#	OTHER (PLEASE SPECIFY)	DATE
There are no responses.		

Q171 How was the person(s) affiliated with Pacific College? (select all that apply)

Answered: 2 Skipped: 119

NY Campus Climate Survey



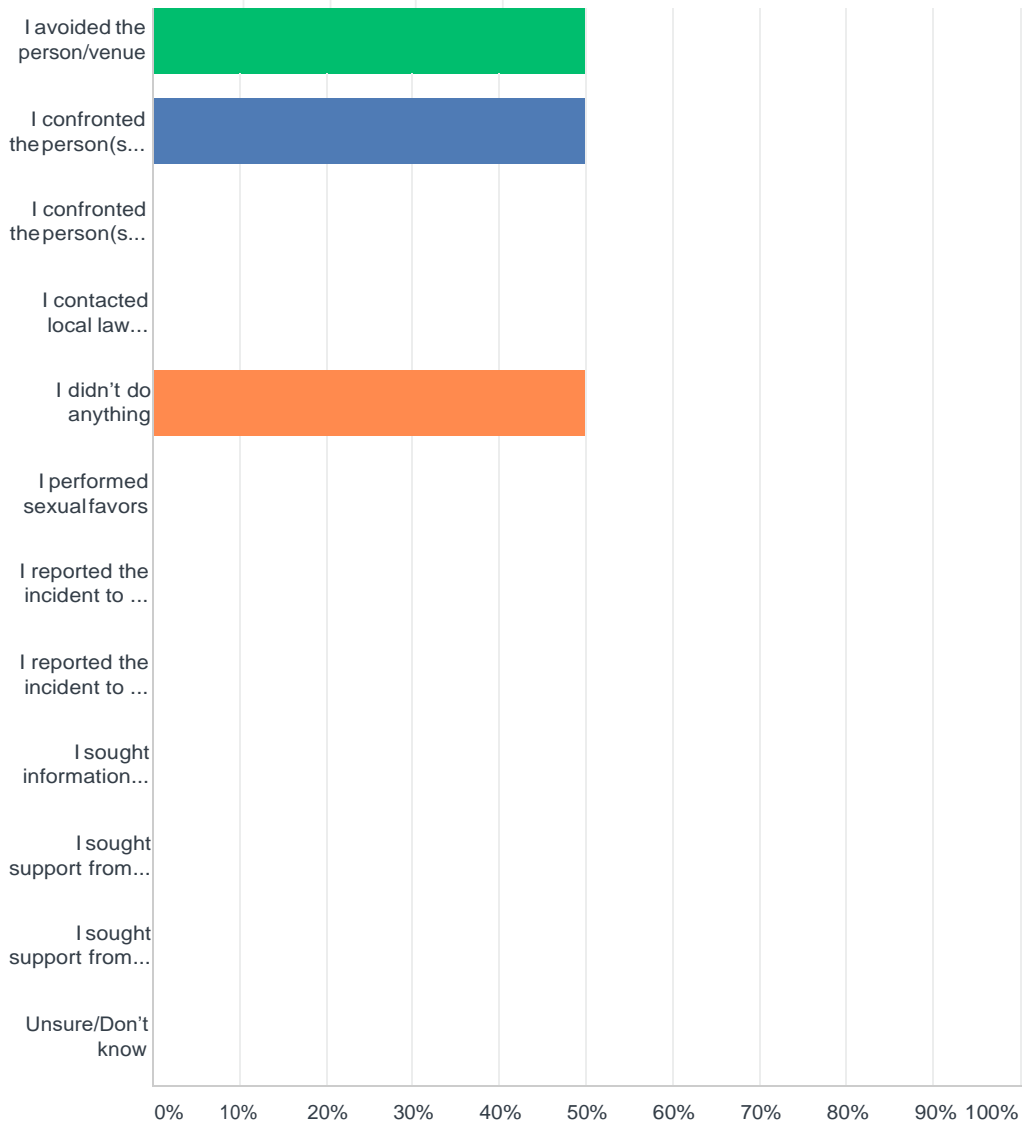
ANSWER CHOICES	RESPONSES
Clinic Supervisor	0.00% 0
Faculty	0.00% 0
Patient	0.00% 0
Staff	0.00% 0
Student	100.00% 2
Not affiliated with Pacific College	0.00% 0
Unsure/Don't know	0.00% 0
Total Respondents: 2	

#	OTHER (PLEASE SPECIFY)	DATE
	There are no responses.	

Q172 What did you do in response to the unwanted contact? (select all that apply)

Answered: 2 Skipped: 119

NY Campus Climate Survey



ANSWER CHOICES	RESPONSES	
I avoided the person/venue	50.00%	1
I confronted the person(s) at the time	50.00%	1
I confronted the person(s) later	0.00%	0
I contacted local law enforcement	0.00%	0
I didn't do anything	50.00%	1
I performed sexual favors	0.00%	0
I reported the incident to the College	0.00%	0
I reported the incident to a family member/friend	0.00%	0
I sought information online	0.00%	0
I sought support from off-campus hotline/organization	0.00%	0
I sought support from the College's WellConnect by Student Resource Services	0.00%	0
Unsure/Don't know	0.00%	0

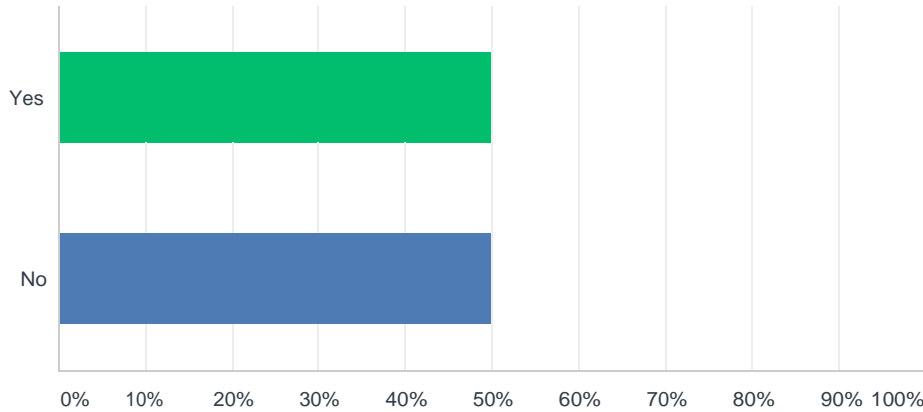
NY Campus Climate Survey

Total Respondents: 2

#	OTHER (PLEASE SPECIFY)	DATE
	There are no responses.	

Q173 Did you report the incident(s) to anyone at the College?

Answered: 2 Skipped: 119

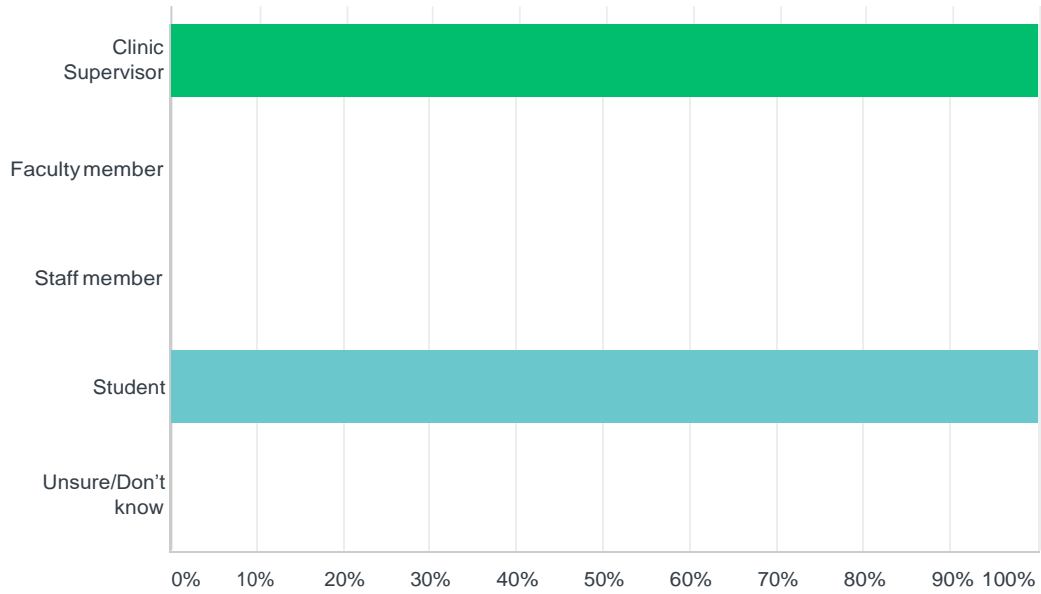


ANSWER CHOICES	RESPONSES	
Yes	50.00%	1
No	50.00%	1
TOTAL		2

Q174 Who did you report the incident(s) to at the College? (select all that apply)

Answered: 1 Skipped: 120

NY Campus Climate Survey

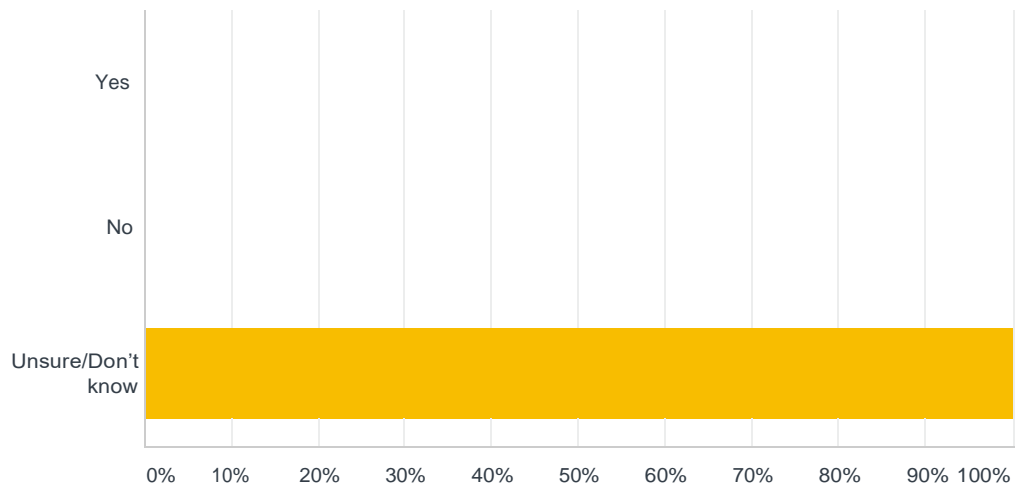


ANSWER CHOICES	RESPONSES	
Clinic Supervisor	100.00%	1
Faculty member	0.00%	0
Staff member	0.00%	0
Student	100.00%	1
Unsure/Don't know	0.00%	0
Total Respondents: 1		

#	OTHER (PLEASE SPECIFY)	DATE
	There are no responses.	

Q175 Do you feel the report was responded to appropriately?

Answered: 1 Skipped: 120



NY Campus Climate Survey

ANSWER CHOICES	RESPONSES	
Yes	0.00%	0
No	0.00%	0
Unsure/Don't know	100.00%	1
TOTAL		1

Q176 Why do you feel the report was not responded to appropriately?

Answered: 0 Skipped: 121

! No matching responses.

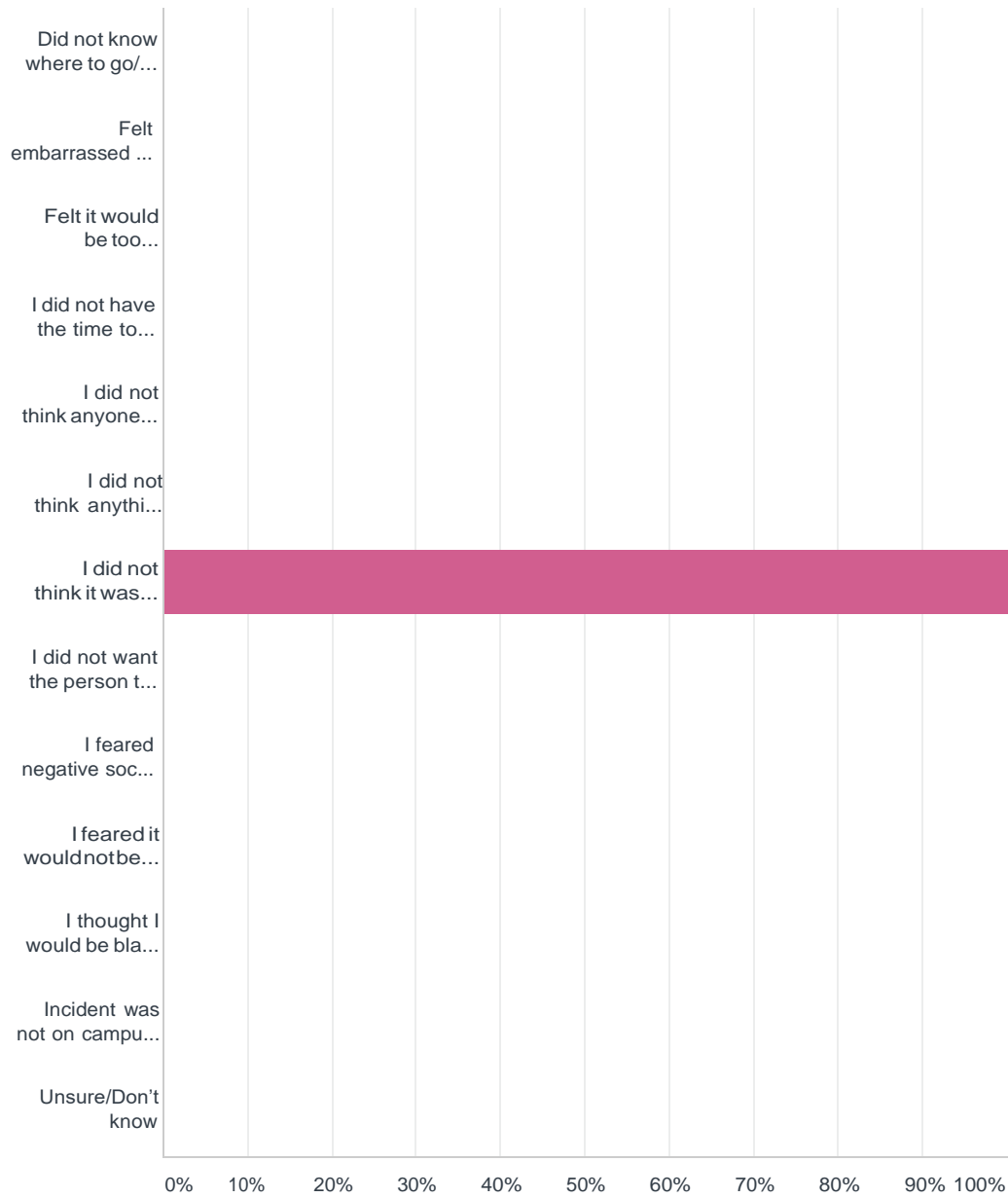
ANSWER CHOICES	RESPONSES	
No one contacted me	0.00%	0
I was contacted, but not given referrals to resources/services	0.00%	0
I was contacted, but the outcome was not what I wanted	0.00%	0
Report is still in progress/pending	0.00%	0
Unsure/Don't know	0.00%	0
Total Respondents: 0		

#	OTHER (PLEASE SPECIFY)	DATE
	There are no responses.	

Q177 What was/were the reason(s) for why you did not report the incident(s) to anyone at the College? (select all that apply)

Answered: 1 Skipped: 120

NY Campus Climate Survey



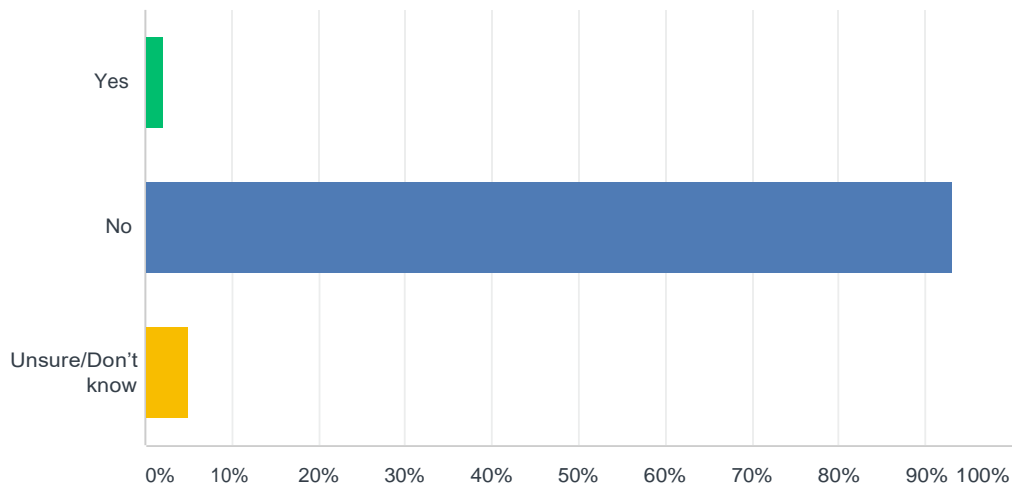
ANSWER CHOICES	RESPONSES	
Did not know where to go/who to tell	0.00%	0
Felt embarrassed or ashamed	0.00%	0
Felt it would be too emotionally difficult to deal with	0.00%	0
I did not have the time to deal with it due to academics, work, etc.	0.00%	0
I did not think anyone would believe me	0.00%	0
I did not think anything would be done	0.00%	0
I did not think it was serious enough to report	100.00%	1
I did not want the person to get into trouble	0.00%	0
I feared negative social consequences	0.00%	0
I feared it would not be kept confidential	0.00%	0

NY Campus Climate Survey

I thought I would be blamed for what happened	0.00%	0
Incident was not on campus or associated with the school	0.00%	0
Unsure/Don't know	0.00%	0
Total Respondents: 1		

Q178 During the past year, have you experienced unwanted sexual contact (rape or sexual assault, including oral, vaginal, or anal penetration with a body part or object; fondling; or sexual harassment involving physical contact, without your consent)?

Answered: 100 Skipped: 21

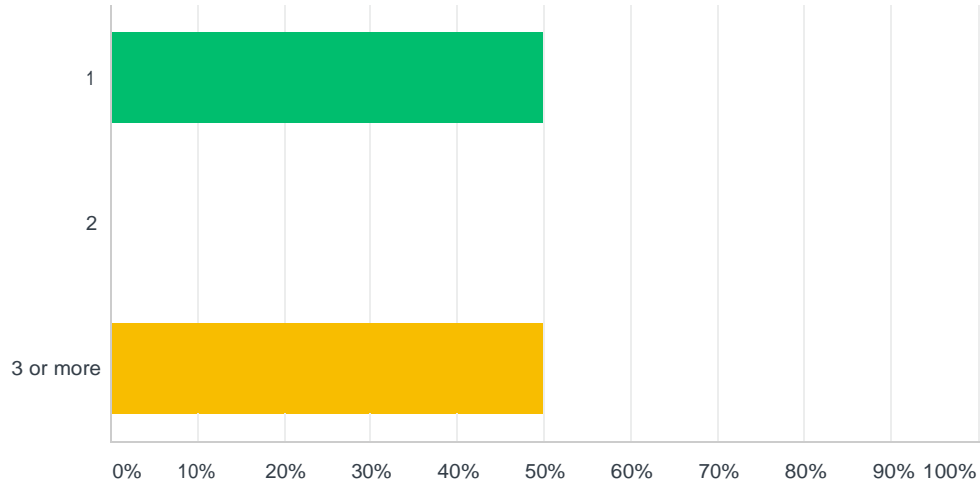


ANSWER CHOICES	RESPONSES	
Yes	2.00%	2
No	93.00%	93
Unsure/Don't know	5.00%	5
TOTAL		100

Q179 How many separate incidents occurred?

Answered: 2 Skipped: 119

NY Campus Climate Survey

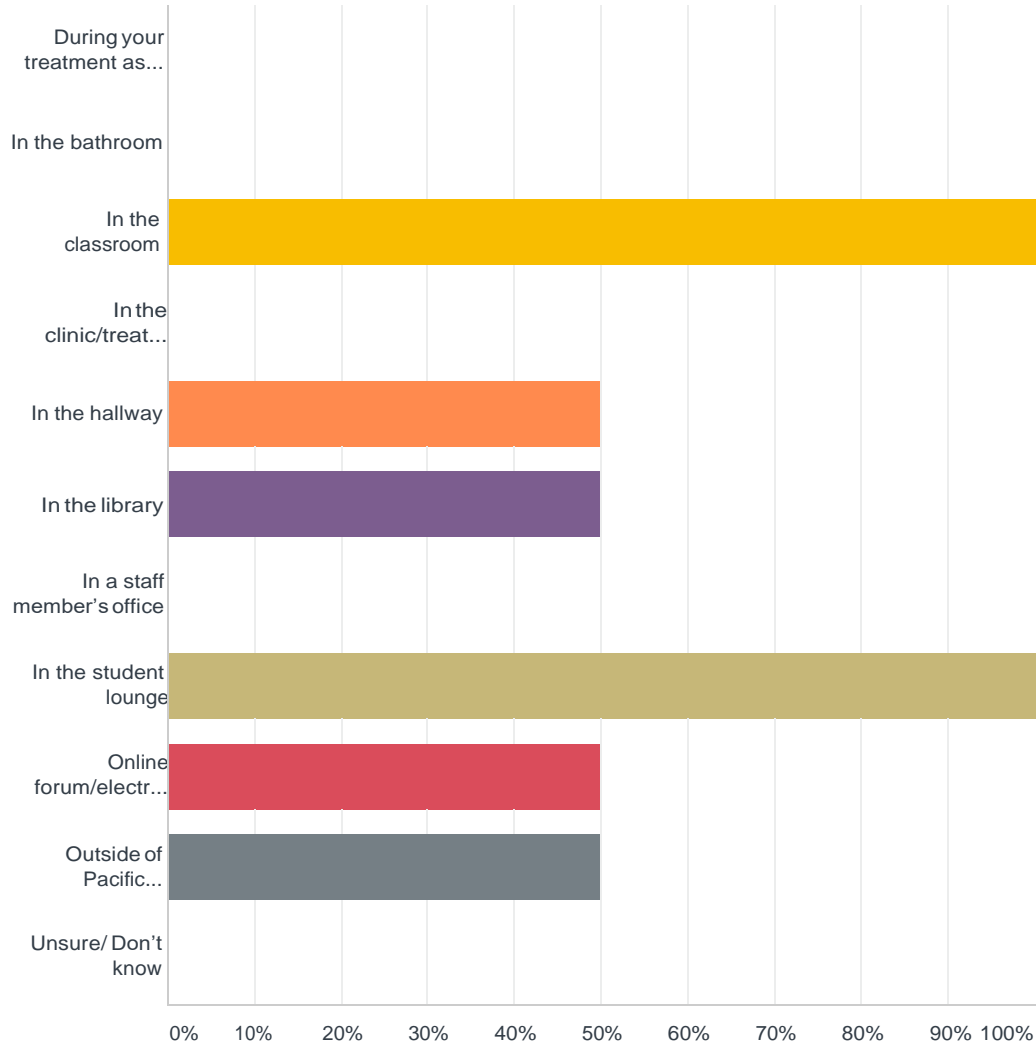


ANSWER CHOICES	RESPONSES	
1	50.00%	1
2	0.00%	0
3 or more	50.00%	1
TOTAL		2

Q180 Where did the behavior(s) occur? (select all that apply)

Answered: 2 Skipped: 119

NY Campus Climate Survey



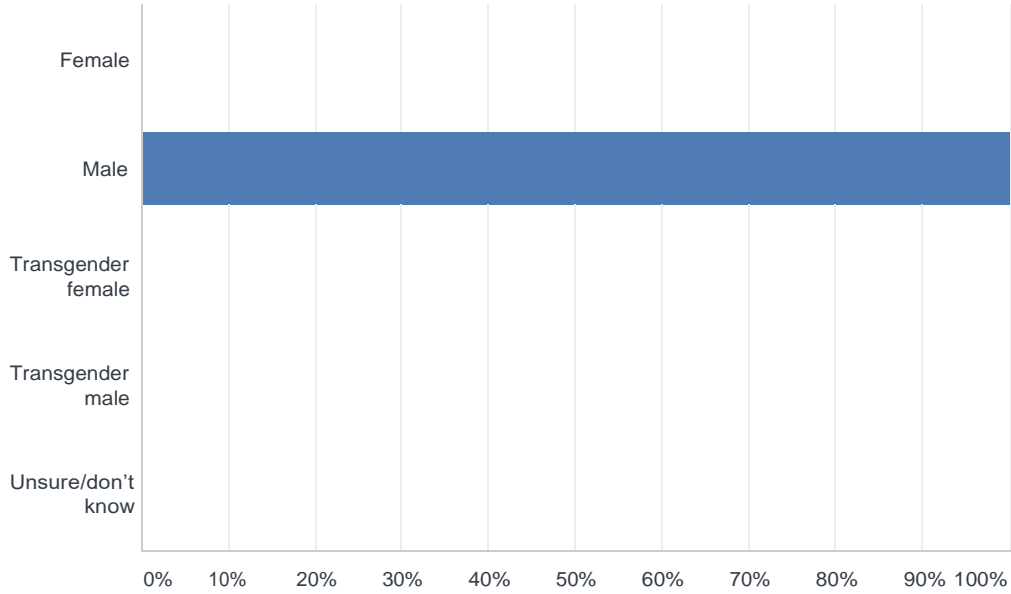
ANSWER CHOICES	RESPONSES	
During your treatment as a patient	0.00%	0
In the bathroom	0.00%	0
In the classroom	100.00%	2
In the clinic/treatment room	0.00%	0
In the hallway	50.00%	1
In the library	50.00%	1
In a staff member's office	0.00%	0
In the student lounge	100.00%	2
Online forum/electronic communication	50.00%	1
Outside of Pacific College/not on campus	50.00%	1
Unsure/ Don't know	0.00%	0
Total Respondents: 2		

#	OTHER (PLEASE SPECIFY)	DATE
---	------------------------	------

There are no responses.

Q181 What was the gender of the person(s) involved? (select all that apply)

Answered: 2 Skipped: 119



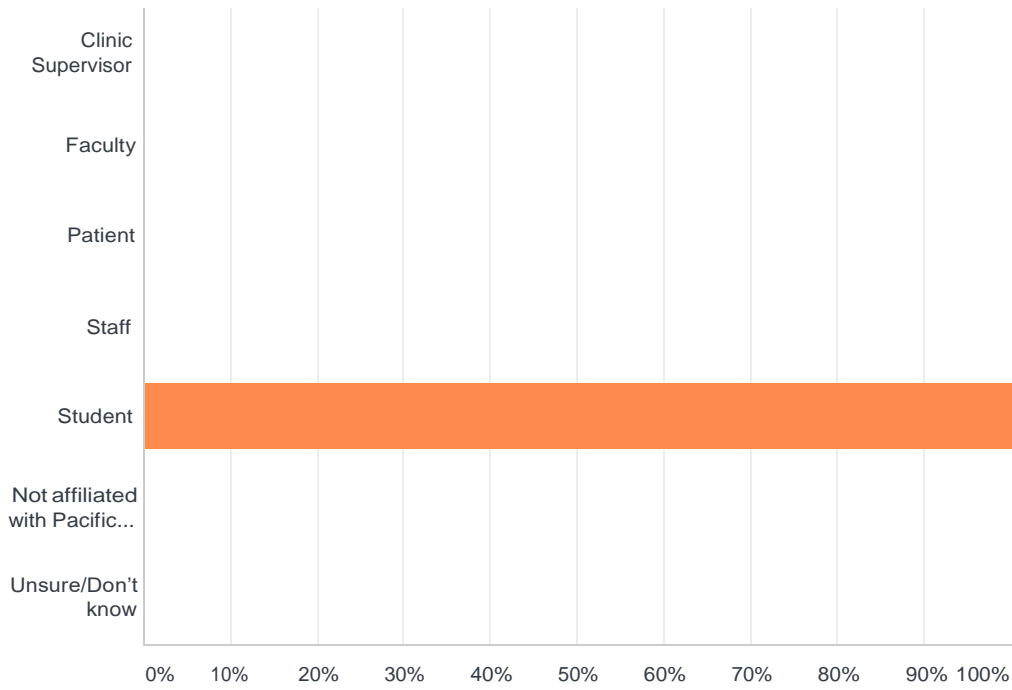
ANSWER CHOICES	RESPONSES
Female	0.00% 0
Male	100.00% 2
Transgender female	0.00% 0
Transgender male	0.00% 0
Unsure/don't know	0.00% 0
Total Respondents: 2	

#	OTHER (PLEASE SPECIFY)	DATE
There are no responses.		

Q182 How was the person(s) affiliated with Pacific College? (select all that apply)

Answered: 2 Skipped: 119

NY Campus Climate Survey



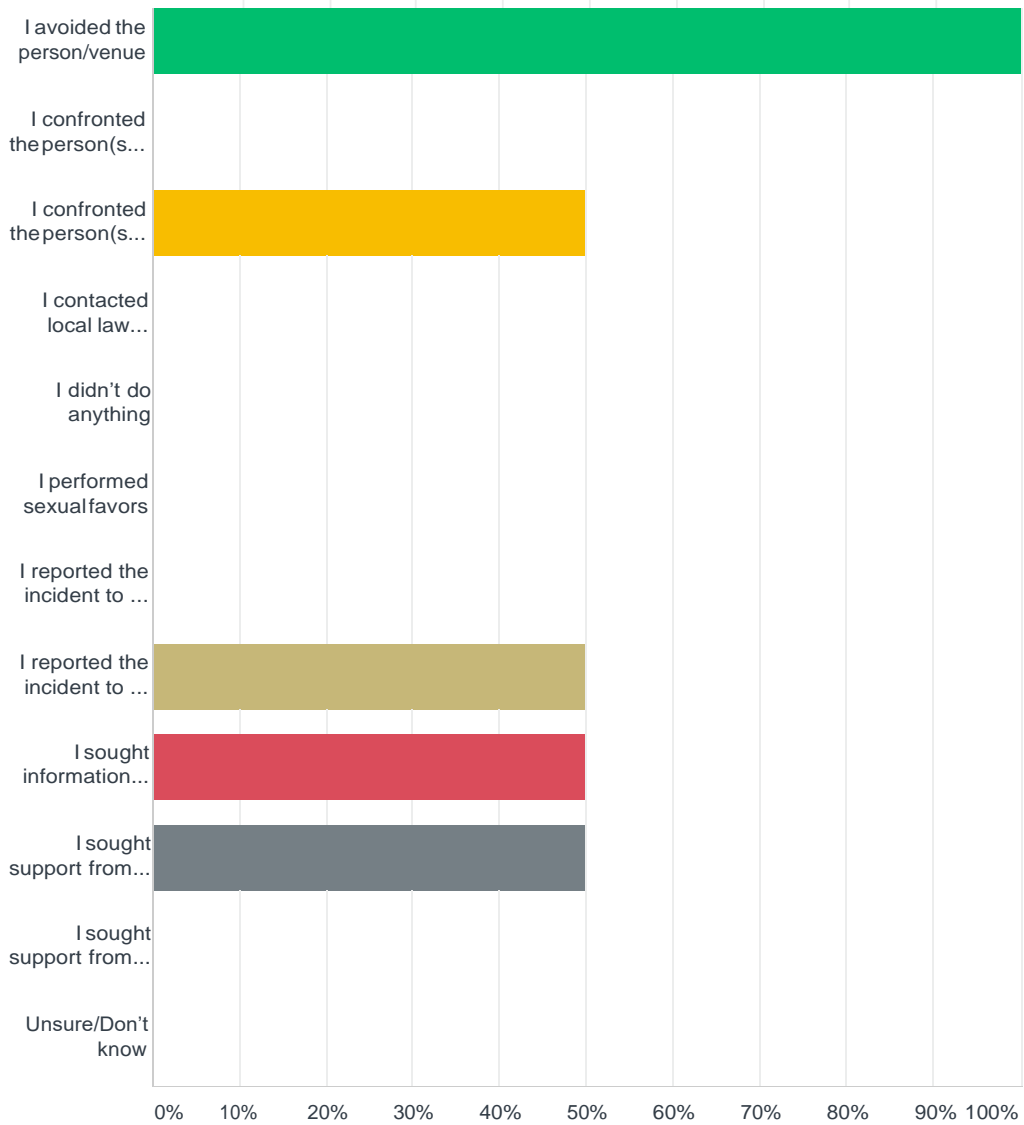
ANSWER CHOICES	RESPONSES
Clinic Supervisor	0.00% 0
Faculty	0.00% 0
Patient	0.00% 0
Staff	0.00% 0
Student	100.00% 2
Not affiliated with Pacific College	0.00% 0
Unsure/Don't know	0.00% 0
Total Respondents: 2	

#	OTHER (PLEASE SPECIFY)	DATE
	There are no responses.	

Q183 What did you do in response to the incident? (select all that apply)

Answered: 2 Skipped: 119

NY Campus Climate Survey



ANSWER CHOICES	RESPONSES	
I avoided the person/venue	100.00%	2
I confronted the person(s) at the time	0.00%	0
I confronted the person(s) later	50.00%	1
I contacted local law enforcement	0.00%	0
I didn't do anything	0.00%	0
I performed sexual favors	0.00%	0
I reported the incident to the College	0.00%	0
I reported the incident to a family member/friend	50.00%	1
I sought information online	50.00%	1
I sought support from off-campus hotline/organization	50.00%	1
I sought support from the College's WellConnect by Student Resource Services	0.00%	0
Unsure/Don't know	0.00%	0

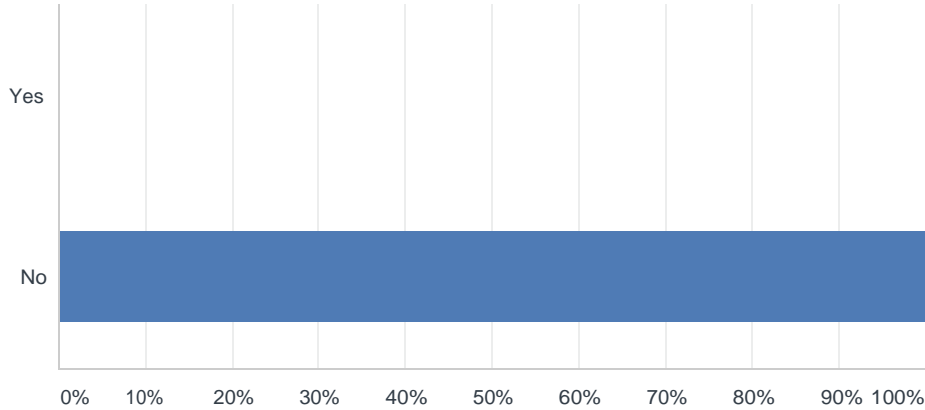
NY Campus Climate Survey

Total Respondents: 2

#	OTHER (PLEASE SPECIFY)	DATE
There are no responses.		

Q184 Did you report the incident(s) to anyone at the College?

Answered: 2 Skipped: 119



ANSWER CHOICES	RESPONSES
Yes	0.00% 0
No	100.00% 2
TOTAL	2

Q185 Who did you report the incident(s) to at the College? (select all that apply)

Answered: 0 Skipped: 121

! No matching responses.

ANSWER CHOICES	RESPONSES
Clinic Supervisor	0.00% 0
Faculty member	0.00% 0
Staff member	0.00% 0
Student	0.00% 0
Unsure/Don't know	0.00% 0
Total Respondents: 0	

#	OTHER (PLEASE SPECIFY)	DATE
---	------------------------	------

There are no responses.

Q186 Do you feel the report was responded to appropriately?

Answered: 0 Skipped: 121

! No matching responses.

ANSWER CHOICES	RESPONSES
Yes	0.00% 0
No	0.00% 0
Unsure/Don't know	0.00% 0
TOTAL	0

Q187 Why do you feel the report was not responded to appropriately?

Answered: 0 Skipped: 121

! No matching responses.

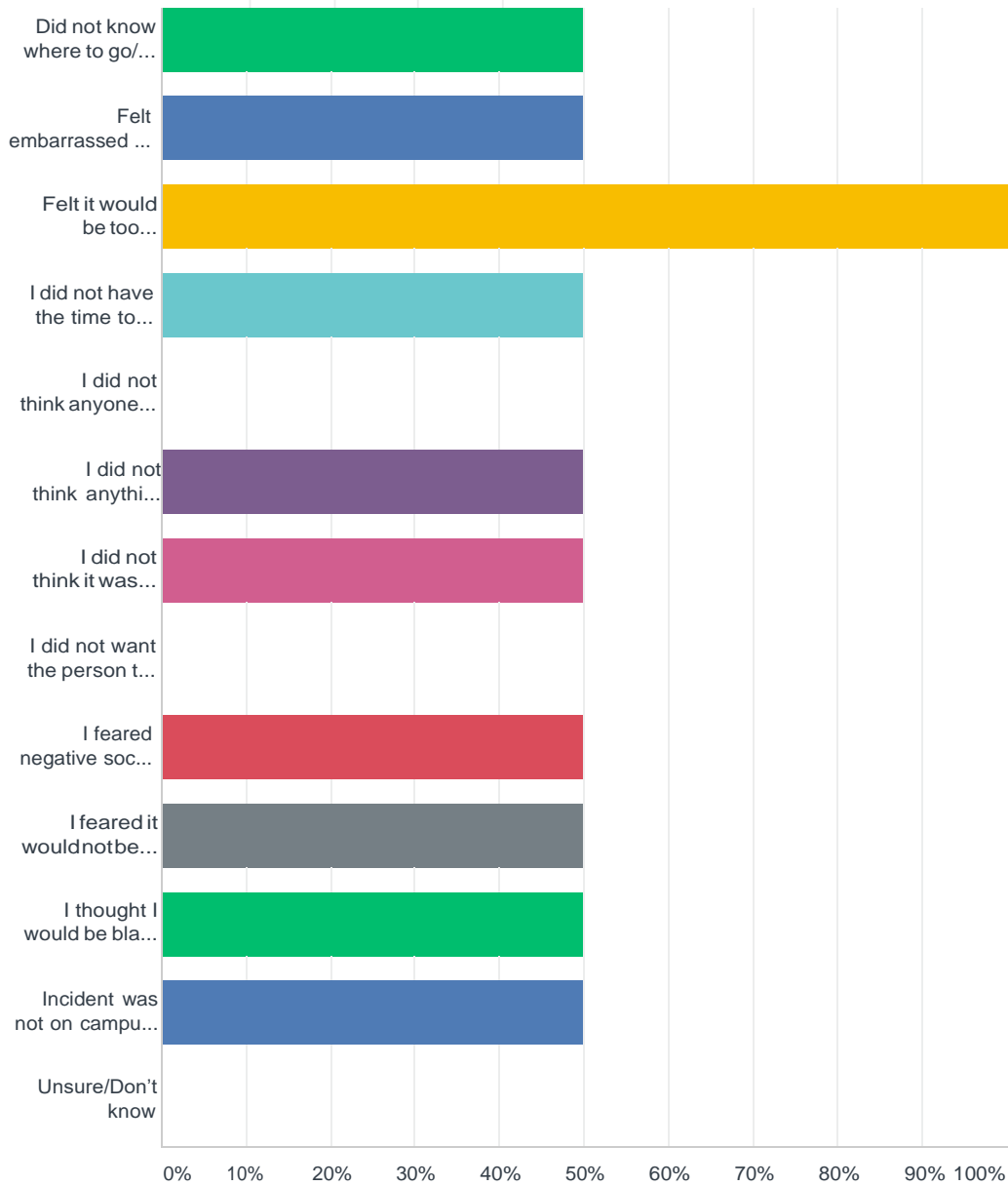
ANSWER CHOICES	RESPONSES
No one contacted me	0.00% 0
I was contacted, but not given referrals to resources/services	0.00% 0
I was contacted, but the outcome was not what I wanted	0.00% 0
Report is still in progress/pending	0.00% 0
Unsure/Don't know	0.00% 0
TOTAL	0

#	OTHER (PLEASE SPECIFY)	DATE
	There are no responses.	

Q188 What was/were the reason(s) for why you did not report the incident(s) to anyone at the College? (select all that apply)

Answered: 2 Skipped: 119

NY Campus Climate Survey



ANSWER CHOICES	RESPONSES	
Did not know where to go/who to tell	50.00%	1
Felt embarrassed or ashamed	50.00%	1
Felt it would be too emotionally difficult to deal with	100.00%	2
I did not have the time to deal with it due to academics, work, etc.	50.00%	1
I did not think anyone would believe me	0.00%	0
I did not think anything would be done	50.00%	1
I did not think it was serious enough to report	50.00%	1
I did not want the person to get into trouble	0.00%	0
I feared negative social consequences	50.00%	1
I feared it would not be kept confidential	50.00%	1

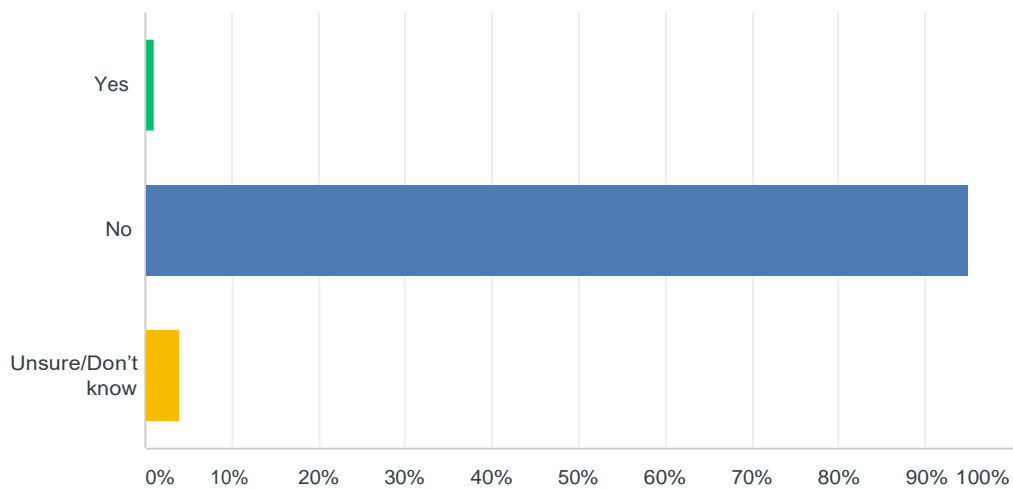
NY Campus Climate Survey

I thought I would be blamed for what happened	50.00%	1
Incident was not on campus or associated with the school	50.00%	1
Unsure/Don't know	0.00%	0
Total Respondents: 2		

#	OTHER (PLEASE SPECIFY)	DATE
	There are no responses.	

Q189 During the past year, has anyone threatened to physically harm you?

Answered: 100 Skipped: 21

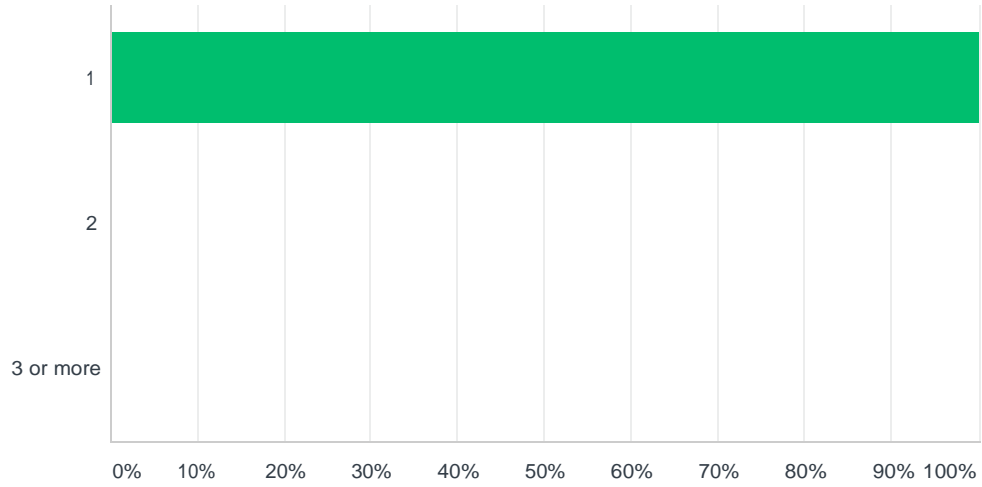


ANSWER CHOICES	RESPONSES	
Yes	1.00%	1
No	95.00%	95
Unsure/Don't know	4.00%	4
TOTAL		100

Q190 How many separate incidents occurred?

Answered: 1 Skipped: 120

NY Campus Climate Survey

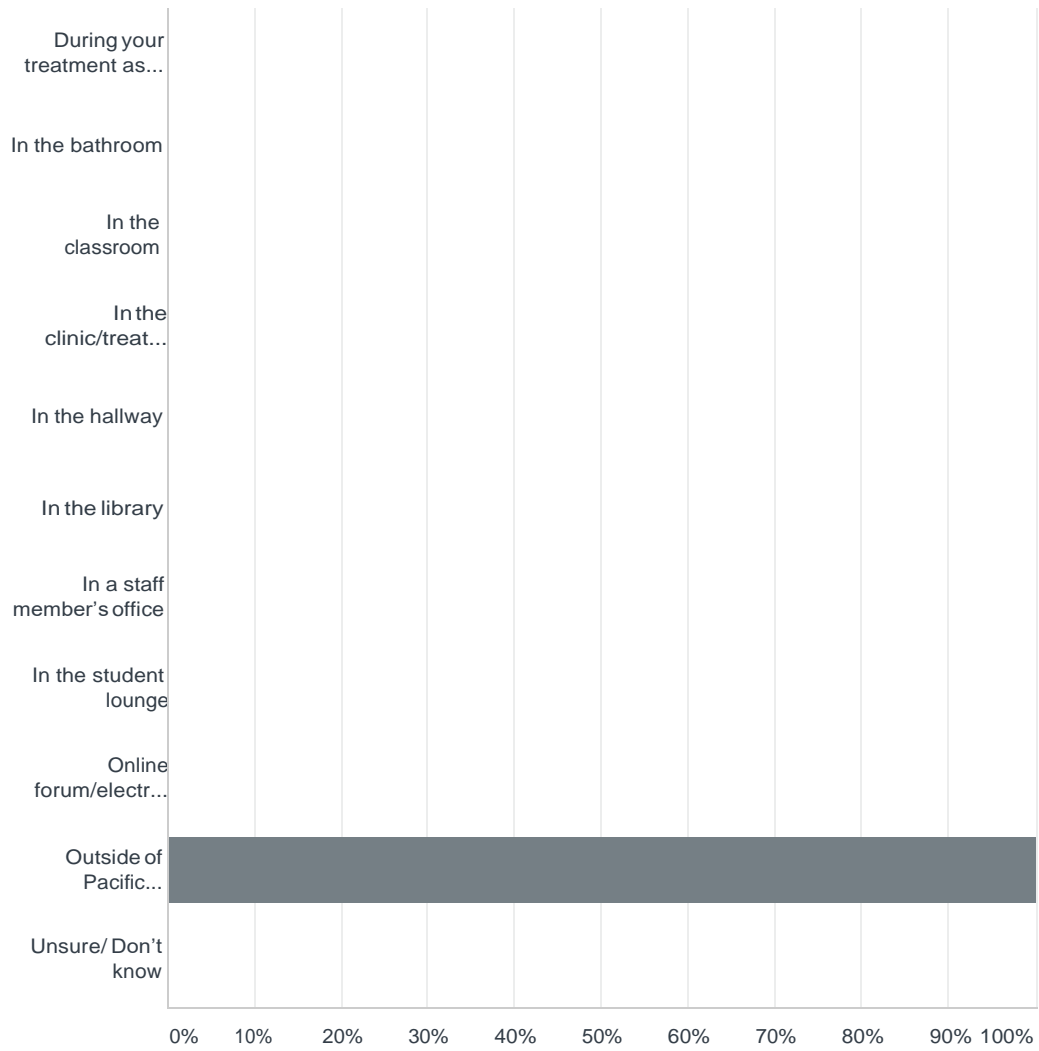


ANSWER CHOICES	RESPONSES	
1	100.00%	1
2	0.00%	0
3 or more	0.00%	0
TOTAL		1

Q191 Where did the behavior(s) occur? (select all that apply)

Answered: 1 Skipped: 120

NY Campus Climate Survey

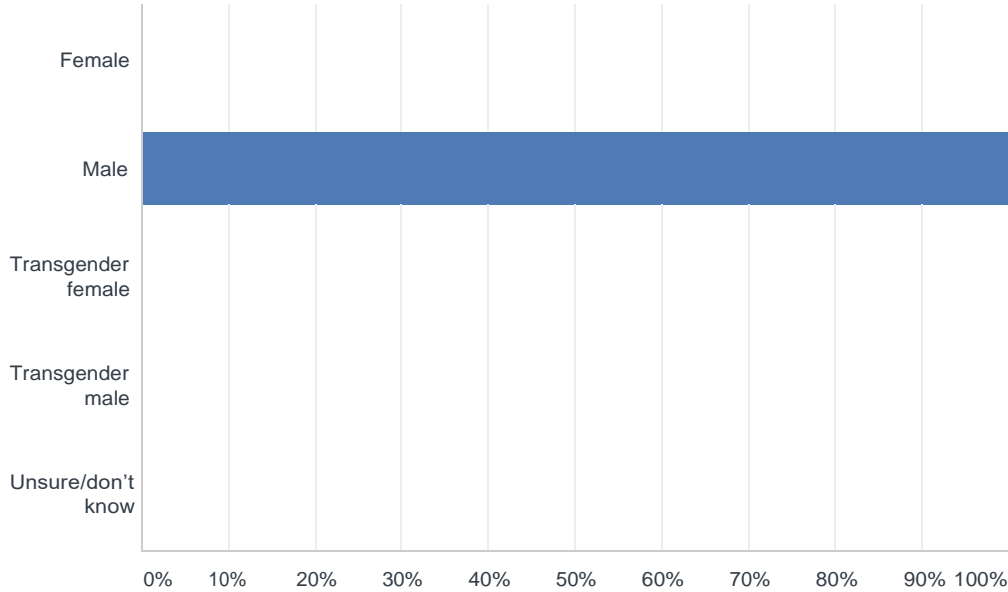


ANSWER CHOICES	RESPONSES
During your treatment as a patient	0.00% 0
In the bathroom	0.00% 0
In the classroom	0.00% 0
In the clinic/treatment room	0.00% 0
In the hallway	0.00% 0
In the library	0.00% 0
In a staff member's office	0.00% 0
In the student lounge	0.00% 0
Online forum/electronic communication	0.00% 0
Outside of Pacific College/not on campus	100.00% 1
Unsure/ Don't know	0.00% 0
Total Respondents: 1	

#	OTHER (PLEASE SPECIFY)	DATE
---	------------------------	------

Q192 What was the gender of the person(s) involved? (select all that apply)

Answered: 1 Skipped: 120



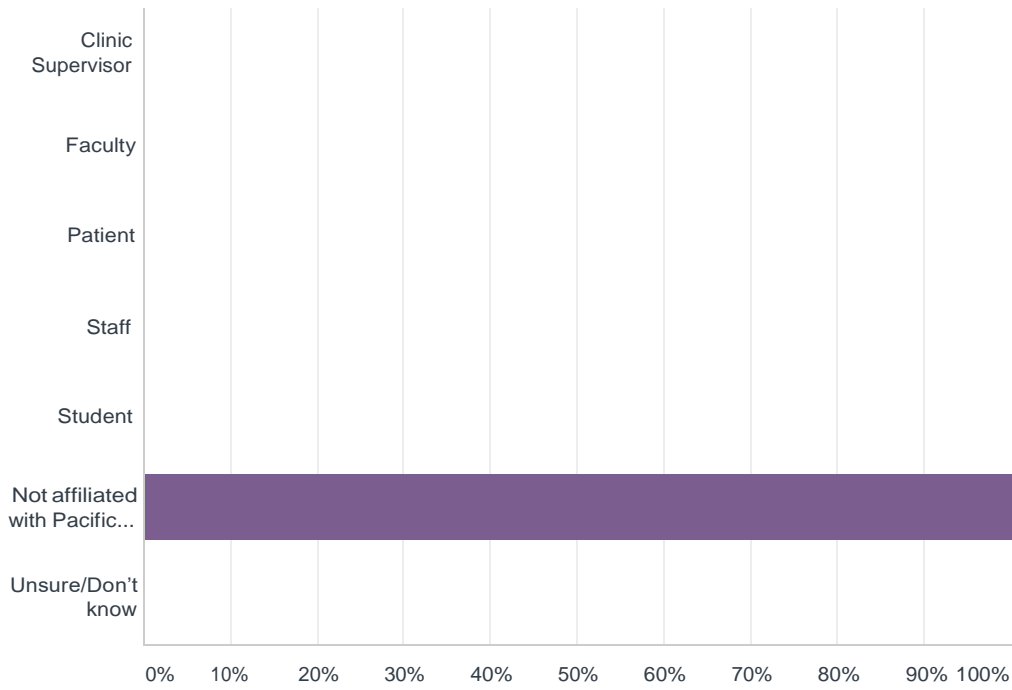
ANSWER CHOICES	RESPONSES
Female	0.00% 0
Male	100.00% 1
Transgender female	0.00% 0
Transgender male	0.00% 0
Unsure/don't know	0.00% 0
Total Respondents: 1	

#	OTHER (PLEASE SPECIFY)	DATE
	There are no responses.	

Q193 How was the person(s) affiliated with Pacific College? (select all that apply)

Answered: 1 Skipped: 120

NY Campus Climate Survey

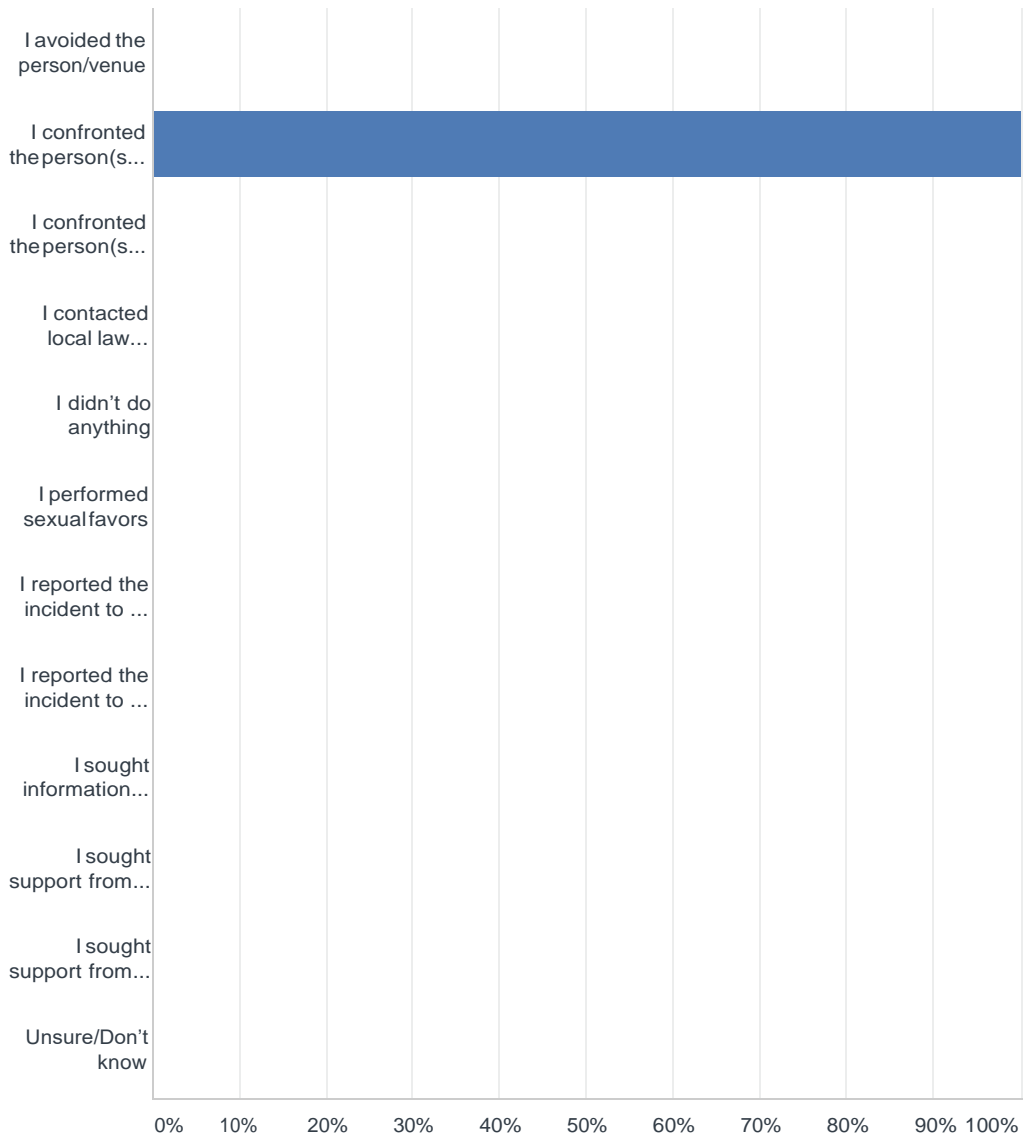


ANSWER CHOICES	RESPONSES	
Clinic Supervisor	0.00%	0
Faculty	0.00%	0
Patient	0.00%	0
Staff	0.00%	0
Student	0.00%	0
Not affiliated with Pacific College	100.00%	1
Unsure/Don't know	0.00%	0
Total Respondents: 1		

Q194 What did you do in response to the incident? (select all that apply)

Answered: 1 Skipped: 120

NY Campus Climate Survey



ANSWER CHOICES	RESPONSES	
I avoided the person/venue	0.00%	0
I confronted the person(s) at the time	100.00%	1
I confronted the person(s) later	0.00%	0
I contacted local law enforcement	0.00%	0
I didn't do anything	0.00%	0
I performed sexual favors	0.00%	0
I reported the incident to the College	0.00%	0
I reported the incident to a family member/friend	0.00%	0
I sought information online	0.00%	0
I sought support from off-campus hotline/organization	0.00%	0
I sought support from the College's WellConnect by Student Resource Services	0.00%	0
Unsure/Don't know	0.00%	0

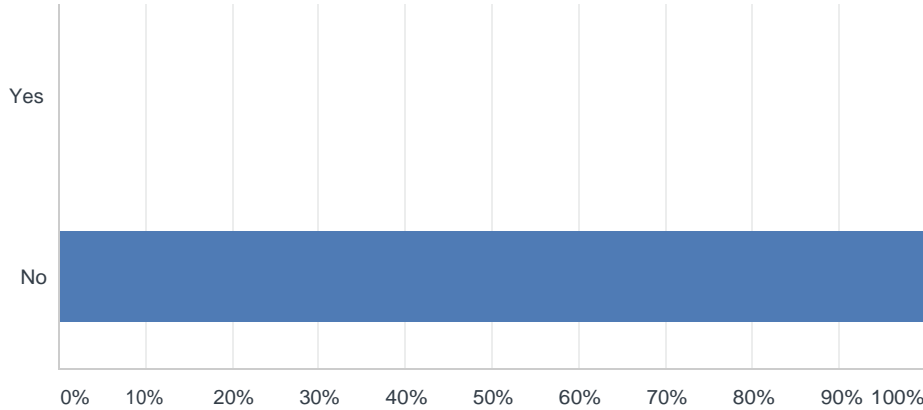
NY Campus Climate Survey

Total Respondents: 1

#	OTHER (PLEASE SPECIFY)	DATE
	There are no responses.	

Q195 Did you report the incident(s) to anyone at the College?

Answered: 1 Skipped: 120



ANSWER CHOICES	RESPONSES
Yes	0.00% 0
No	100.00% 1
TOTAL	1

Q196 Who did you report the incident(s) to at the College? (select all that apply)

Answered: 0 Skipped: 121

! No matching responses.

ANSWER CHOICES	RESPONSES
Clinic Supervisor	0.00% 0
Faculty member	0.00% 0
Staff member	0.00% 0
Student	0.00% 0
Unsure/Don't know	0.00% 0
Total Respondents: 0	

#	OTHER (PLEASE SPECIFY)	DATE
---	------------------------	------

There are no responses.

Q197 Do you feel the report was responded to appropriately?

Answered: 0 Skipped: 121

! No matching responses.

ANSWER CHOICES	RESPONSES
Yes	0.00% 0
No	0.00% 0
Unsure/Don't know	0.00% 0
TOTAL	0

Q198 Why do you feel the report was not responded to appropriately?

Answered: 0 Skipped: 121

! No matching responses.

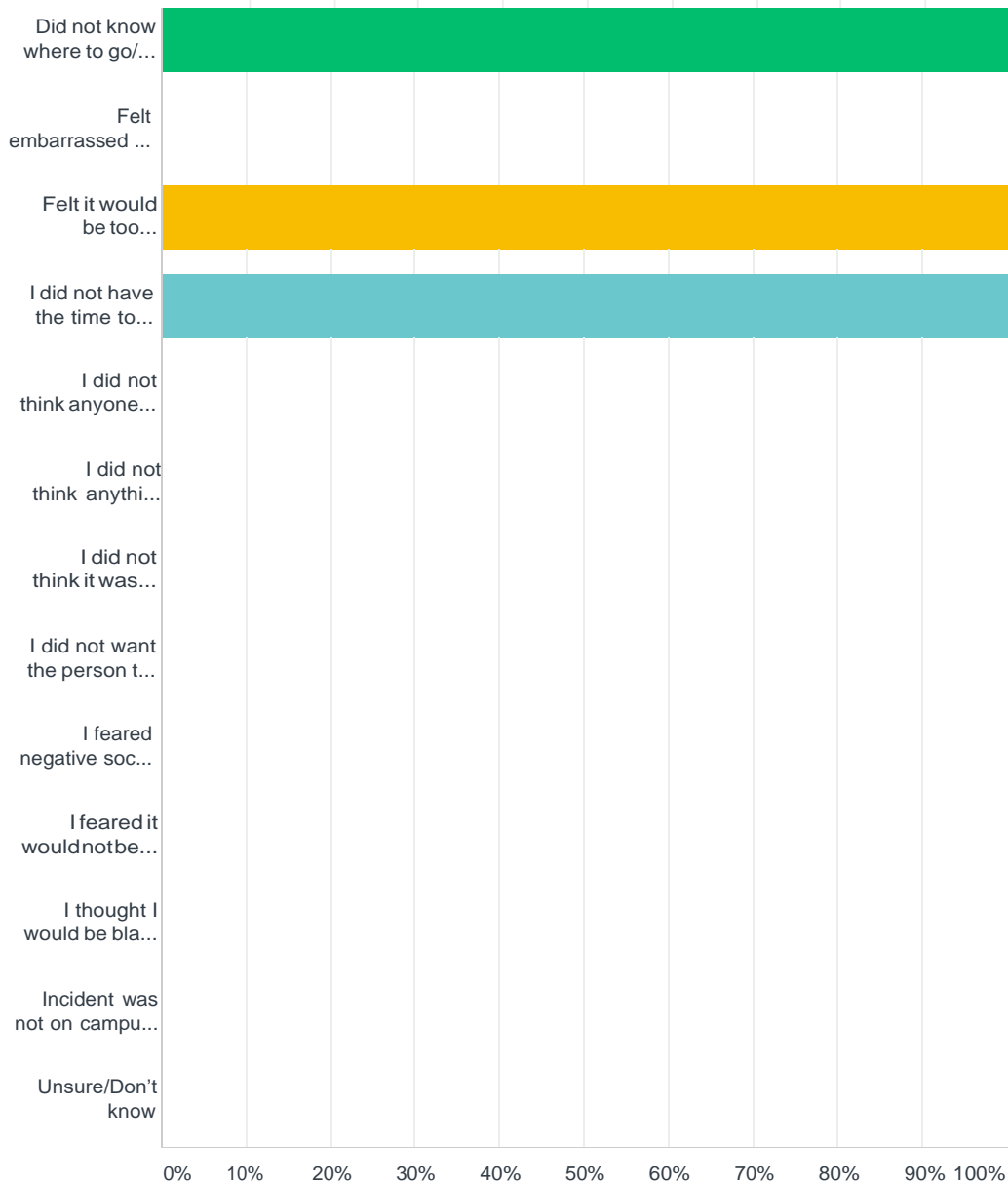
ANSWER CHOICES	RESPONSES
No one contacted me	0.00% 0
I was contacted, but not given referrals to resources/services	0.00% 0
I was contacted, but the outcome was not what I wanted	0.00% 0
Report is still in progress/pending	0.00% 0
Unsure/Don't know	0.00% 0
TOTAL	0

#	OTHER (PLEASE SPECIFY)	DATE
	There are no responses.	

Q199 What was/were the reason(s) for why you did not report the incident(s) to anyone at the College? (select all that apply)

Answered: 1 Skipped: 120

NY Campus Climate Survey



ANSWER CHOICES	RESPONSES	
Did not know where to go/who to tell	100.00%	1
Felt embarrassed or ashamed	0.00%	0
Felt it would be too emotionally difficult to deal with	100.00%	1
I did not have the time to deal with it due to academics, work, etc.	100.00%	1
I did not think anyone would believe me	0.00%	0
I did not think anything would be done	0.00%	0
I did not think it was serious enough to report	0.00%	0
I did not want the person to get into trouble	0.00%	0
I feared negative social consequences	0.00%	0
I feared it would not be kept confidential	0.00%	0

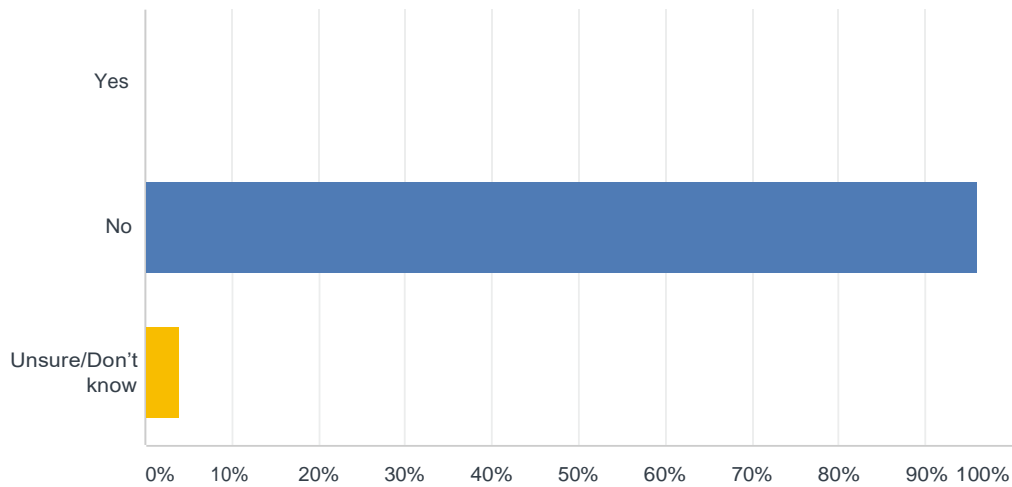
NY Campus Climate Survey

I thought I would be blamed for what happened	0.00%	0
Incident was not on campus or associated with the school	0.00%	0
Unsure/Don't know	0.00%	0
Total Respondents: 1		

#	OTHER (PLEASE SPECIFY)	DATE
1	A full subway car witnessed it and said nothing ! Sigh!	2/8/2018 12:39 AM

Q200 During the past year, has anyone used any kind of physical force against you? (e.g. choked, bit, slapped, punched, or kicked you; hit you with something other than a fist; held you down; attacked you with a weapon)

Answered: 100 Skipped: 21



ANSWER CHOICES	RESPONSES	
Yes	0.00%	0
No	96.00%	96
Unsure/Don't know	4.00%	4
TOTAL		100

Q201 How many separate incidents occurred?

Answered: 0 Skipped: 121

! No matching responses.

NY Campus Climate Survey

ANSWER CHOICES	RESPONSES	
1	0.00%	0
2	0.00%	0
3 or more	0.00%	0
TOTAL		0

Q202 Where did the behavior(s) occur? (select all that apply)

Answered: 0 Skipped: 121

! No matching responses.

ANSWER CHOICES	RESPONSES	
During your treatment as a patient	0.00%	0
In the bathroom	0.00%	0
In the classroom	0.00%	0
In the clinic/treatment room	0.00%	0
In the hallway	0.00%	0
In the library	0.00%	0
In a staff member's office	0.00%	0
In the student lounge	0.00%	0
Online forum/electronic communication	0.00%	0
Outside of Pacific College/not on campus	0.00%	0
Unsure/ Don't know	0.00%	0
Total Respondents: 0		

#	OTHER (PLEASE SPECIFY)	DATE
	There are no responses.	

Q203 What was the gender of the person(s) involved? (select all that apply)

Answered: 0 Skipped: 121

! No matching responses.

NY Campus Climate Survey

ANSWER CHOICES	RESPONSES
Female	0.00% 0
Male	0.00% 0
Transgender female	0.00% 0
Transgender male	0.00% 0
Unsure/don't know	0.00% 0
Total Respondents: 0	

#	OTHER (PLEASE SPECIFY)	DATE
	There are no responses.	

Q204 How was the person(s) affiliated with Pacific College? (select all that apply)

Answered: 0 Skipped: 121

! No matching responses.

ANSWER CHOICES	RESPONSES
Clinic Supervisor	0.00% 0
Faculty	0.00% 0
Patient	0.00% 0
Staff	0.00% 0
Student	0.00% 0
Not affiliated with Pacific College	0.00% 0
Unsure/Don't know	0.00% 0
Total Respondents: 0	

#	OTHER (PLEASE SPECIFY)	DATE
	There are no responses.	

Q205 What did you do in response to the incident? (select all that apply)

Answered: 0 Skipped: 121

! No matching responses.

NY Campus Climate Survey

ANSWER CHOICES	RESPONSES	
I avoided the person/venue	0.00%	0
I confronted the person(s) at the time	0.00%	0
I confronted the person(s) later	0.00%	0
I contacted local law enforcement	0.00%	0
I didn't do anything	0.00%	0
I performed sexual favors	0.00%	0
I reported the incident to the College	0.00%	0
I reported the incident to a family member/friend	0.00%	0
I sought information online	0.00%	0
I sought support from off-campus hotline/organization	0.00%	0
I sought support from the College's WellConnect by Student Resource Services	0.00%	0
Unsure/Don't know	0.00%	0
Total Respondents: 0		

#	OTHER (PLEASE SPECIFY)	DATE
	There are no responses.	

Q206 Did you report the incident(s) to anyone at the College?

Answered: 0 Skipped: 121

! No matching responses.

ANSWER CHOICES	RESPONSES	
Yes	0.00%	0
No	0.00%	0
TOTAL		0

Q207 Who did you report the incident(s) to at the College? (select all that apply)

Answered: 0 Skipped: 121

! No matching responses.

NY Campus Climate Survey

ANSWER CHOICES	RESPONSES
Clinic Supervisor	0.00% 0
Faculty member	0.00% 0
Staff member	0.00% 0
Student	0.00% 0
Unsure/Don't know	0.00% 0
Total Respondents: 0	

#	OTHER (PLEASE SPECIFY)	DATE
	There are no responses.	

Q208 Do you feel the report was responded to appropriately?

Answered: 0 Skipped: 121

! No matching responses.

ANSWER CHOICES	RESPONSES
Yes	0.00% 0
No	0.00% 0
Unsure/Don't know	0.00% 0
TOTAL	0

Q209 Why do you feel the report was not responded to appropriately?

Answered: 0 Skipped: 121

! No matching responses.

ANSWER CHOICES	RESPONSES
No one contacted me	0.00% 0
I was contacted, but not given referrals to resources/services	0.00% 0
I was contacted, but the outcome was not what I wanted	0.00% 0
Report is still in progress/pending	0.00% 0
Unsure/Don't know	0.00% 0
TOTAL	0

NY Campus Climate Survey

#	OTHER (PLEASE SPECIFY)	DATE
	There are no responses.	

Q210 What was/were the reason(s) for why you did not report the incident(s) to anyone at the College? (select all that apply)

Answered: 0 Skipped: 121

! No matching responses.

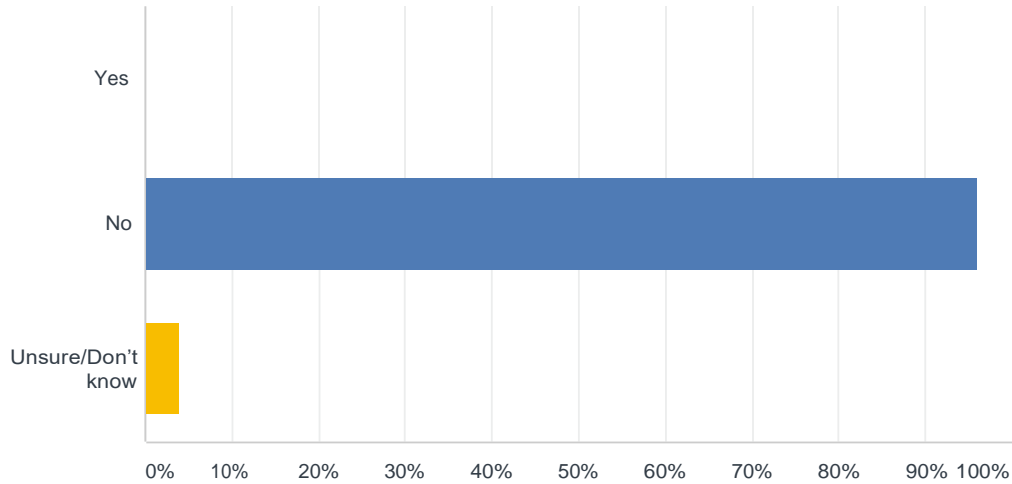
ANSWER CHOICES	RESPONSES
Did not know where to go/who to tell	0.00% 0
Felt embarrassed or ashamed	0.00% 0
Felt it would be too emotionally difficult to deal with	0.00% 0
I did not have the time to deal with it due to academics, work, etc.	0.00% 0
I did not think anyone would believe me	0.00% 0
I did not think anything would be done	0.00% 0
I did not think it was serious enough to report	0.00% 0
I did not want the person to get into trouble	0.00% 0
I feared negative social consequences	0.00% 0
I feared it would not be kept confidential	0.00% 0
I thought I would be blamed for what happened	0.00% 0
Incident was not on campus or associated with the school	0.00% 0
Unsure/Don't know	0.00% 0
Total Respondents: 0	

#	OTHER (PLEASE SPECIFY)	DATE
	There are no responses.	

Q211 During the past year, has anyone had sexual contact with you when you were unable to provide consent or stop what was happening because you were passed out, drugged, drunk, incapacitated, or asleep?

Answered: 99 Skipped: 22

NY Campus Climate Survey



ANSWER CHOICES	RESPONSES
Yes	0.00% 0
No	95.96% 95
Unsure/Don't know	4.04% 4
TOTAL	99

Q212 How many separate incidents occurred?

Answered: 0 Skipped: 121

! No matching responses.

ANSWER CHOICES	RESPONSES
1	0.00% 0
2	0.00% 0
3 or more	0.00% 0
TOTAL	0

Q213 Where did the behavior(s) occur? (select all that apply)

Answered: 0 Skipped: 121

! No matching responses.

ANSWER CHOICES	RESPONSES
During your treatment as a patient	0.00% 0

NY Campus Climate Survey

In the bathroom	0.00%	0
In the classroom	0.00%	0
In the clinic/treatment room	0.00%	0
In the hallway	0.00%	0
In the library	0.00%	0
In a staff member's office	0.00%	0
In the student lounge	0.00%	0
Online forum/electronic communication	0.00%	0
Outside of Pacific College/not on campus	0.00%	0
Unsure/ Don't know	0.00%	0
Total Respondents: 0		

#	OTHER (PLEASE SPECIFY)	DATE
	There are no responses.	

Q214 What was the gender of the person(s) involved? (select all that apply)

Answered: 0 Skipped: 121

! No matching responses.

ANSWER CHOICES	RESPONSES
Female	0.00% 0
Male	0.00% 0
Transgender female	0.00% 0
Transgender male	0.00% 0
Unsure/don't know	0.00% 0
Total Respondents: 0	

#	OTHER (PLEASE SPECIFY)	DATE
	There are no responses.	

Q215 How was the person(s) affiliated with Pacific College? (select all that apply)

Answered: 0 Skipped: 121

NY Campus Climate Survey

! No matching responses.

ANSWER CHOICES	RESPONSES
Clinic Supervisor	0.00% 0
Faculty	0.00% 0
Patient	0.00% 0
Staff	0.00% 0
Student	0.00% 0
Not affiliated with Pacific College	0.00% 0
Unsure/Don't know	0.00% 0
Total Respondents: 0	

#	OTHER (PLEASE SPECIFY)	DATE
	There are no responses.	

Q216 What did you do in response to the incident? (select all that apply)

Answered: 0 Skipped: 121

! No matching responses.

ANSWER CHOICES	RESPONSES
I avoided the person/venue	0.00% 0
I confronted the person(s) at the time	0.00% 0
I confronted the person(s) later	0.00% 0
I contacted local law enforcement	0.00% 0
I didn't do anything	0.00% 0
I performed sexual favors	0.00% 0
I reported the incident to the College	0.00% 0
I reported the incident to a family member/friend	0.00% 0
I sought information online	0.00% 0
I sought support from off-campus hotline/organization	0.00% 0
I sought support from the College's WellConnect by Student Resource Services	0.00% 0
Unsure/Don't know	0.00% 0
Total Respondents: 0	

NY Campus Climate Survey

#	OTHER (PLEASE SPECIFY)	DATE
There are no responses.		

Q217 Did you report the incident(s) to anyone at the College?

Answered: 0 Skipped: 121

! No matching responses.

ANSWER CHOICES	RESPONSES
Yes	0.00% 0
No	0.00% 0
TOTAL	0

Q218 Who did you report the incident(s) to at the College? (select all that apply)

Answered: 0 Skipped: 121

! No matching responses.

ANSWER CHOICES	RESPONSES
Clinic Supervisor	0.00% 0
Faculty member	0.00% 0
Staff member	0.00% 0
Student	0.00% 0
Unsure/Don't know	0.00% 0
Total Respondents: 0	

#	OTHER (PLEASE SPECIFY)	DATE
There are no responses.		

Q219 Do you feel the report was responded to appropriately?

Answered: 0 Skipped: 121

! No matching responses.

NY Campus Climate Survey

ANSWER CHOICES	RESPONSES
Yes	0.00% 0
No	0.00% 0
Unsure/Don't know	0.00% 0
TOTAL	0

Q220 Why do you feel the report was not responded to appropriately?

Answered: 0 Skipped: 121

! No matching responses.

ANSWER CHOICES	RESPONSES
No one contacted me	0.00% 0
I was contacted, but not given referrals to resources/services	0.00% 0
I was contacted, but the outcome was not what I wanted	0.00% 0
Report is still in progress/pending	0.00% 0
Unsure/Don't know	0.00% 0
TOTAL	0

#	OTHER (PLEASE SPECIFY)	DATE
There are no responses.		

Q221 What was/were the reason(s) for why you did not report the incident(s) to anyone at the College? (select all that apply)

Answered: 0 Skipped: 121

! No matching responses.

ANSWER CHOICES	RESPONSES
Did not know where to go/who to tell	0.00% 0
Felt embarrassed or ashamed	0.00% 0
Felt it would be too emotionally difficult to deal with	0.00% 0
I did not have the time to deal with it due to academics, work, etc.	0.00% 0

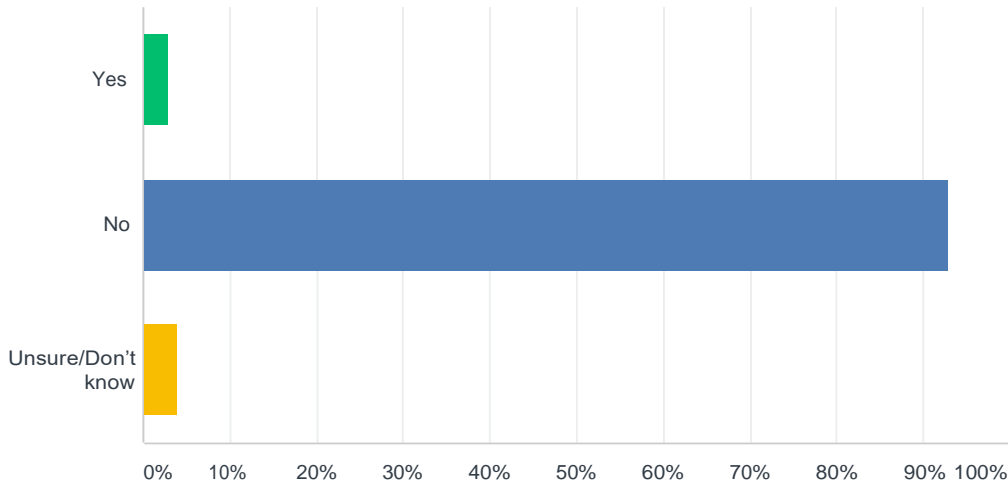
NY Campus Climate Survey

I did not think anyone would believe me	0.00%	0
I did not think anything would be done	0.00%	0
I did not think it was serious enough to report	0.00%	0
I did not want the person to get into trouble	0.00%	0
I feared negative social consequences	0.00%	0
I feared it would not be kept confidential	0.00%	0
I thought I would be blamed for what happened	0.00%	0
Incident was not on campus or associated with the school	0.00%	0
Unsure/Don't know	0.00%	0
Total Respondents: 0		

#	OTHER (PLEASE SPECIFY)	DATE
There are no responses.		

Q222 During the past year, have you felt coerced through threats of serious non-physical harm or promises of rewards to perform sexual favors (such as kissing, sexual touching, oral sex, or penetration)? Examples include threats of bad grades, promise of good grades, threats to share damaging personal information, etc.)

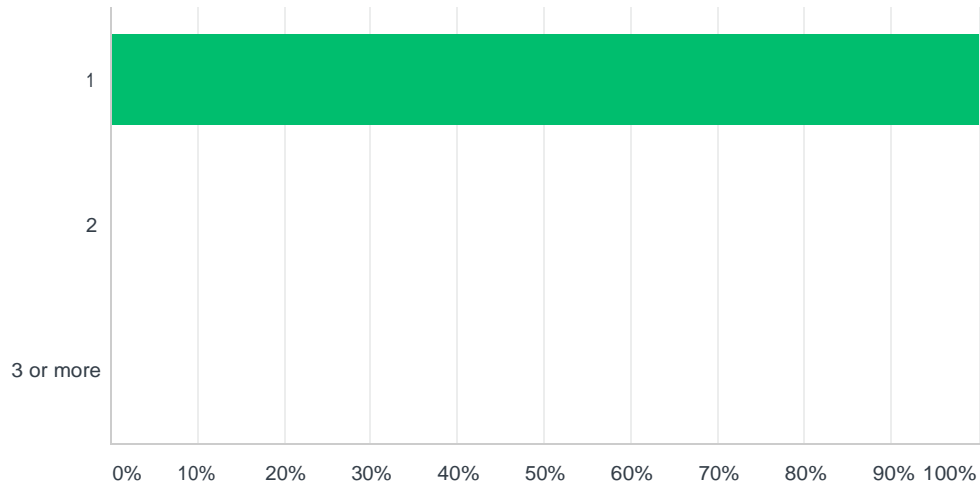
Answered: 99 Skipped: 22



ANSWER CHOICES	RESPONSES	
Yes	3.03%	3
No	92.93%	92
Unsure/Don't know	4.04%	4
TOTAL		99

Q223 How many separate incidents occurred?

Answered: 3 Skipped: 118

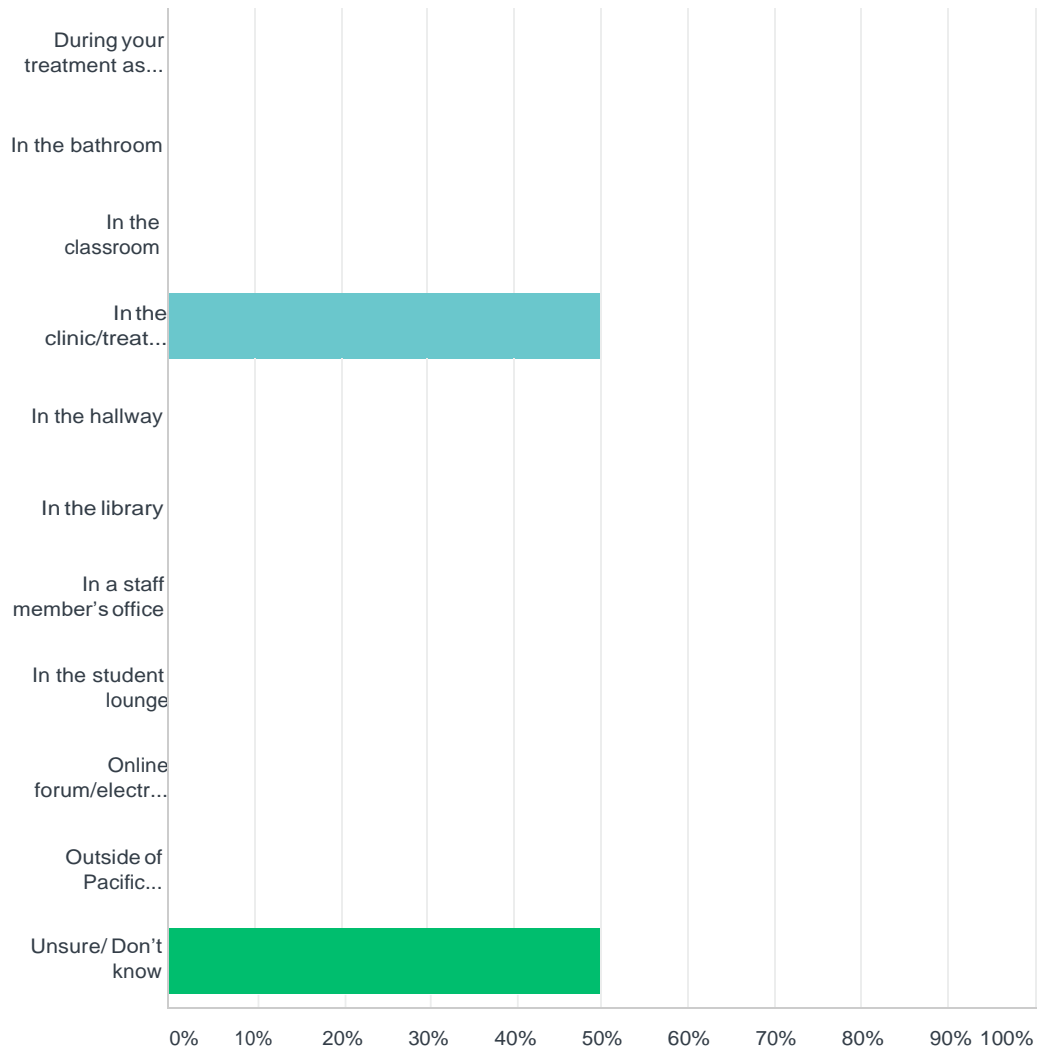


ANSWER CHOICES	RESPONSES	
1	100.00%	3
2	0.00%	0
3 or more	0.00%	0
TOTAL		3

Q224 Where did the behavior(s) occur? (select all that apply)

Answered: 2 Skipped: 119

NY Campus Climate Survey

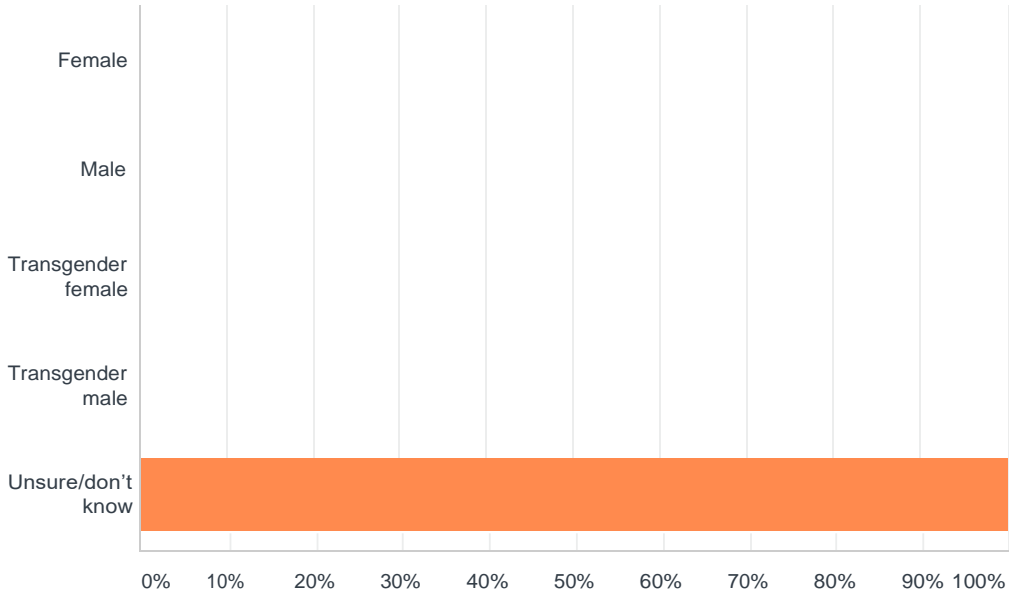


ANSWER CHOICES	RESPONSES	
During your treatment as a patient	0.00%	0
In the bathroom	0.00%	0
In the classroom	0.00%	0
In the clinic/treatment room	50.00%	1
In the hallway	0.00%	0
In the library	0.00%	0
In a staff member's office	0.00%	0
In the student lounge	0.00%	0
Online forum/electronic communication	0.00%	0
Outside of Pacific College/not on campus	0.00%	0
Unsure/ Don't know	50.00%	1
Total Respondents: 2		

#	OTHER (PLEASE SPECIFY)	DATE
---	------------------------	------

Q225 What was the gender of the person(s) involved? (select all that apply)

Answered: 3 Skipped: 118



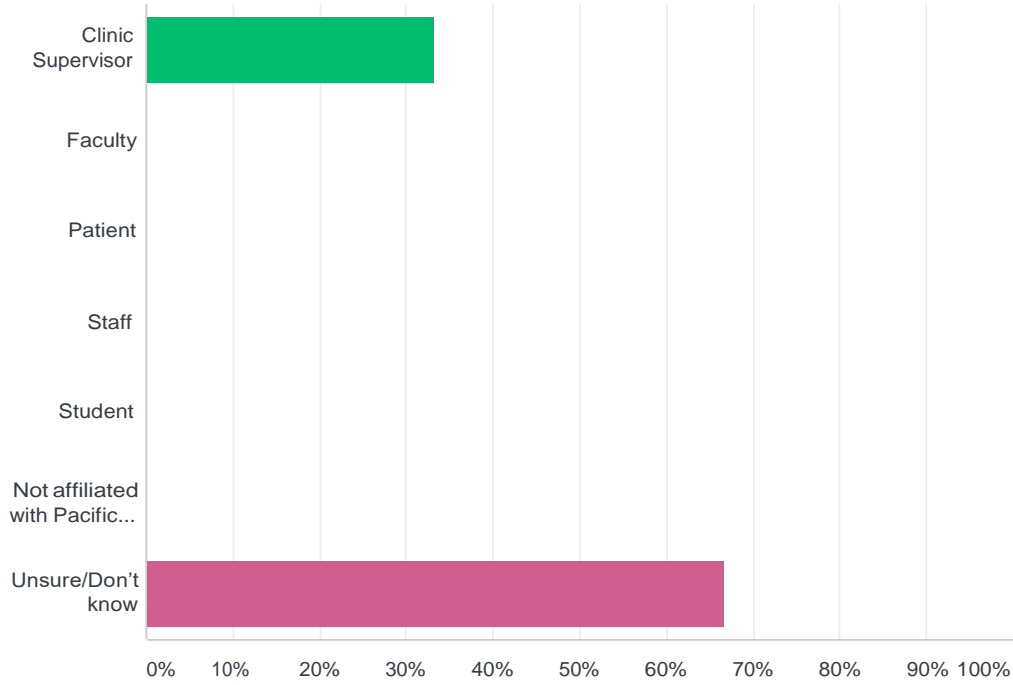
ANSWER CHOICES	RESPONSES
Female	0.00% 0
Male	0.00% 0
Transgender female	0.00% 0
Transgender male	0.00% 0
Unsure/don't know	100.00% 3
Total Respondents: 3	

#	OTHER (PLEASE SPECIFY)	DATE
	There are no responses.	

Q226 How was the person(s) affiliated with Pacific College? (select all that apply)

Answered: 3 Skipped: 118

NY Campus Climate Survey



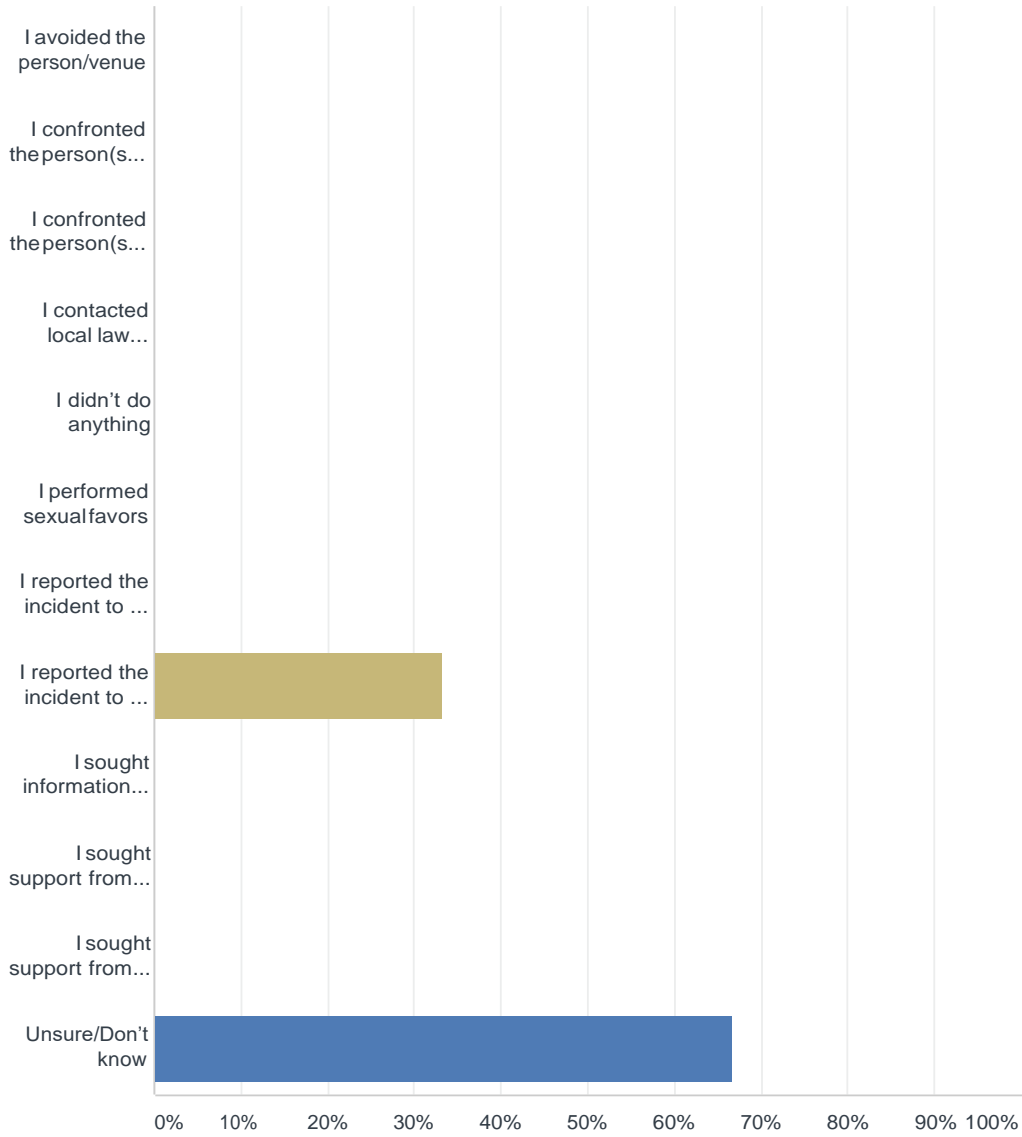
ANSWER CHOICES	RESPONSES	
Clinic Supervisor	33.33%	1
Faculty	0.00%	0
Patient	0.00%	0
Staff	0.00%	0
Student	0.00%	0
Not affiliated with Pacific College	0.00%	0
Unsure/Don't know	66.67%	2
Total Respondents: 3		

#	OTHER (PLEASE SPECIFY)	DATE
	There are no responses.	

Q227 What did you do in response to the incident? (select all that apply)

Answered: 3 Skipped: 118

NY Campus Climate Survey



ANSWER CHOICES	RESPONSES	
I avoided the person/venue	0.00%	0
I confronted the person(s) at the time	0.00%	0
I confronted the person(s) later	0.00%	0
I contacted local law enforcement	0.00%	0
I didn't do anything	0.00%	0
I performed sexual favors	0.00%	0
I reported the incident to the College	0.00%	0
I reported the incident to a family member/friend	33.33%	1
I sought information online	0.00%	0
I sought support from off-campus hotline/organization	0.00%	0
I sought support from the College's WellConnect by Student Resource Services	0.00%	0
Unsure/Don't know	66.67%	2

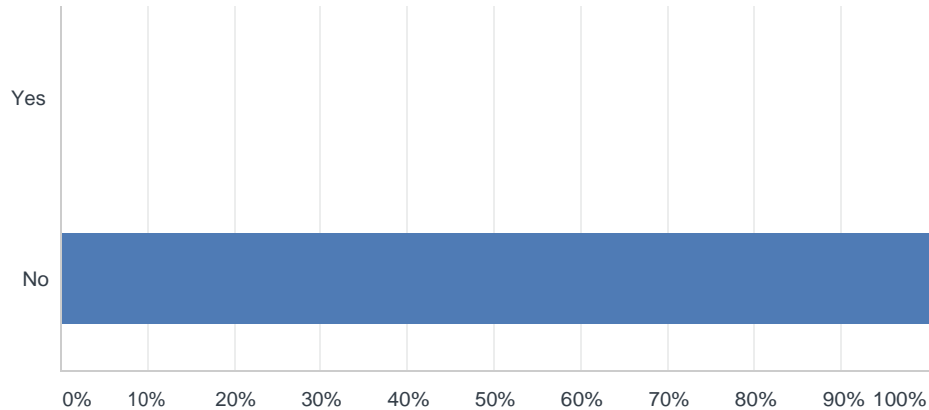
NY Campus Climate Survey

Total Respondents: 3

#	OTHER (PLEASE SPECIFY)	DATE
	There are no responses.	

Q228 Did you report the incident(s) to anyone at the College?

Answered: 3 Skipped: 118



ANSWER CHOICES	RESPONSES	
Yes	0.00%	0
No	100.00%	3
TOTAL		3

Q229 Who did you report the incident(s) to at the College? (select all that apply)

Answered: 0 Skipped: 121

! No matching responses.

ANSWER CHOICES	RESPONSES	
Clinic Supervisor	0.00%	0
Faculty member	0.00%	0
Staff member	0.00%	0
Student	0.00%	0
Unsure/Don't know	0.00%	0
Total Respondents: 0		

#	OTHER (PLEASE SPECIFY)	DATE
---	------------------------	------

There are no responses.

Q230 Do you feel the report was responded to appropriately?

Answered: 0 Skipped: 121

! No matching responses.

ANSWER CHOICES	RESPONSES
Yes	0.00% 0
No	0.00% 0
Unsure/Don't know	0.00% 0
TOTAL	0

Q231 Why do you feel the report was not responded to appropriately?

Answered: 0 Skipped: 121

! No matching responses.

ANSWER CHOICES	RESPONSES
No one contacted me	0.00% 0
I was contacted, but not given referrals to resources/services	0.00% 0
I was contacted, but the outcome was not what I wanted	0.00% 0
Report is still in progress/pending	0.00% 0
Unsure/Don't know	0.00% 0
TOTAL	0

#	OTHER (PLEASE SPECIFY)	DATE
	There are no responses.	

Q232 What was/were the reason(s) for why you did not report the incident(s) to anyone at the College? (select all that apply)

Answered: 2 Skipped: 119

NY Campus Climate Survey



ANSWER CHOICES	RESPONSES	
Did not know where to go/who to tell	0.00%	0
Felt embarrassed or ashamed	0.00%	0
Felt it would be too emotionally difficult to deal with	0.00%	0
I did not have the time to deal with it due to academics, work, etc.	50.00%	1
I did not think anyone would believe me	0.00%	0
I did not think anything would be done	0.00%	0
I did not think it was serious enough to report	50.00%	1
I did not want the person to get into trouble	0.00%	0
I feared negative social consequences	0.00%	0
I feared it would not be kept confidential	0.00%	0

NY Campus Climate Survey

I thought I would be blamed for what happened	50.00%	1
Incident was not on campus or associated with the school	0.00%	0
Unsure/Don't know	50.00%	1
Total Respondents: 2		

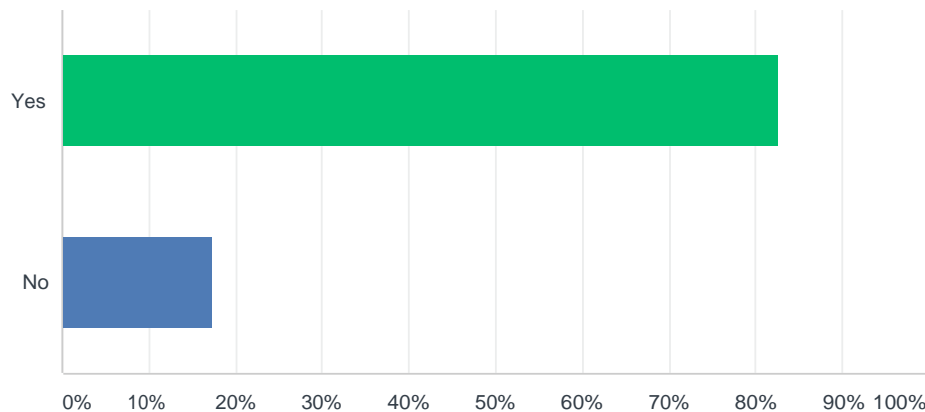
#	OTHER (PLEASE SPECIFY)	DATE
1	Did not happen, pressed wrong answer on survey and can't go back	2/7/2018 8:22 PM

Q233 This survey has asked you to reflect upon a large number of issues related to the climate and your experiences in this climate, using a multiple-choice format. If you wish to elaborate upon any of your survey responses, further describe your experiences, or offer additional thoughts about these issues and ways that Pacific College might improve the climate, you are encouraged to do so in the space provided below.

Answered: 17 Skipped: 104

Q234 If you would like to be entered into a drawing to win 1 of 5 \$20 PCOM Bookstore gift cards, please select "yes" to be taken to a new page to enter your information. Your name will not be used in connection with your survey data.

Answered: 98 Skipped: 23



ANSWER CHOICES	RESPONSES
Yes	82.65% 81
No	17.35% 17
TOTAL	98